



FOR INFORMATION

PUBLIC

OPEN SESSION

TO: Business Board

SPONSOR: Sandy Welsh, Vice-Provost, Students
CONTACT INFO: 416-978-3870, vp.students@utoronto.ca

PRESENTER: Richard Levin, Executive Director, Enrolment Services & University Registrar
CONTACT INFO: 416-978-7967, richard.levin@utoronto.ca

DATE: March 12, 2018 for March 21, 2018

AGENDA ITEM: 1(c)

ITEM IDENTIFICATION:

Vice-Provost, Students & First-Entry Divisions: Annual Report on Student Financial Support, 2016-17

JURISDICTIONAL INFORMATION:

Governance responsibility for student financial support resides with the Committee on Academic Policy and Programs, which considered this *Report* on February 27, 2018.

The Business Board receives the *Report* as context for its consideration of the tuition fee schedules.

GOVERNANCE PATH:

1. Committee on Academic Policy and Programs [for information] (Feb. 27, 2018)
2. **Business Board [for information] (March 21, 2018)**
3. Executive Committee [for information] (March 27, 2018)
4. Governing Council [for information] (April 5, 2018)

PREVIOUS ACTION TAKEN:

None.

HIGHLIGHTS:

The Policy on Student Financial Support, approved by the Governing Council in April 1998, calls for an annual report to provide information on need-based aid by academic division, OSAP debt-load for students graduating from undergraduate direct-entry programs, and funding for graduate students in doctoral stream programs. The report has been expanded in recent years to provide a fuller picture of financial assistance offered to students at the U of T.

FINANCIAL IMPLICATIONS:

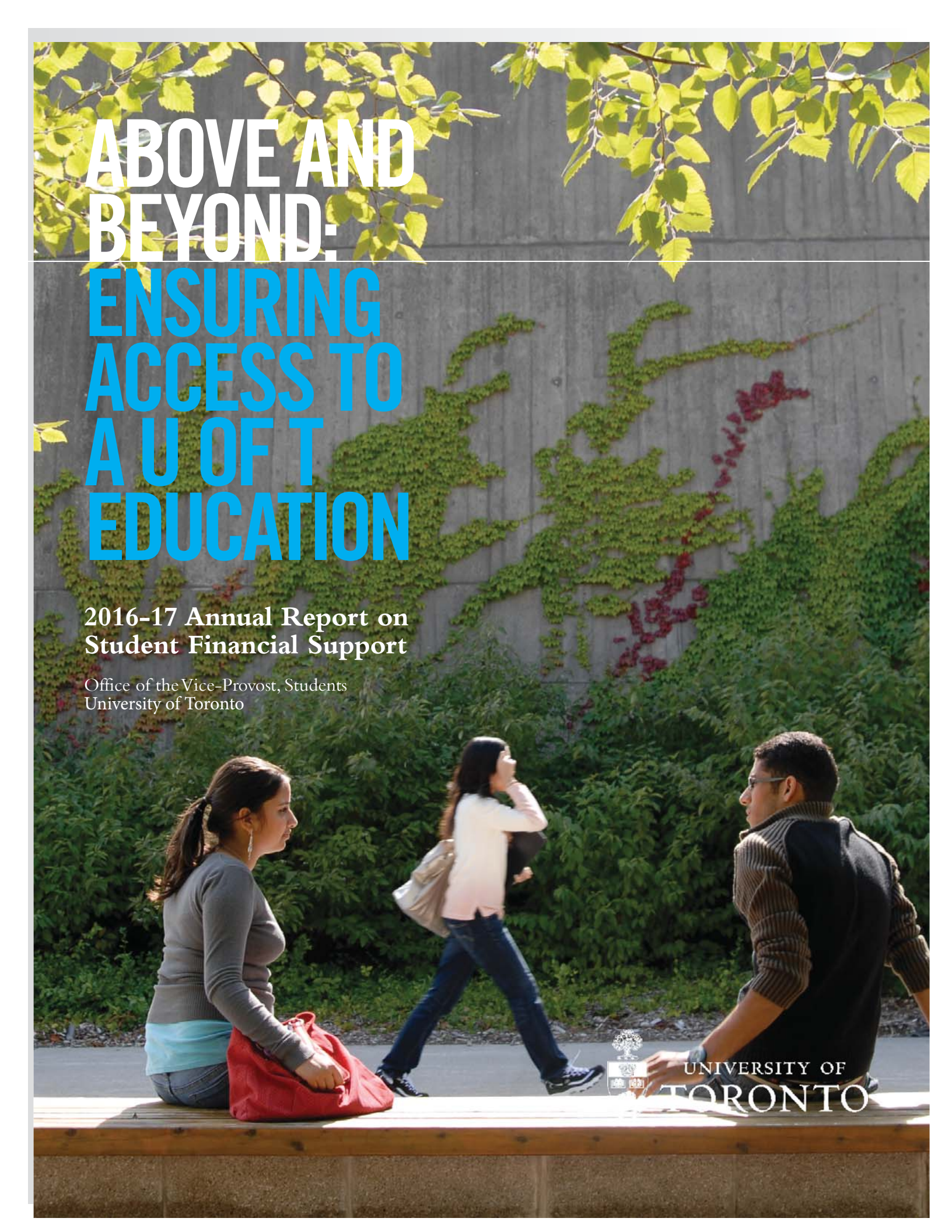
In 2016-17, the university spent \$191.8M in total student assistance. This robust student aid program ensures that the university remains accessible to students with financial need.

RECOMMENDATION:

For information.

DOCUMENTATION PROVIDED:

- Annual Report on Student Financial Support, 2016-17



ABOVE AND BEYOND: ENSURING ACCESS TO A U OF T EDUCATION

2016-17 Annual Report on
Student Financial Support

Office of the Vice-Provost, Students
University of Toronto



UNIVERSITY OF
TORONTO

CONTENTS

1. BACKGROUND	3
2. OVERVIEW OF STUDENT ASSISTANCE	5
Types of Financial Supports	6
Assistance Based on OSAP Assessments	6
Other Student Financial Support	6
3. STUDENT FINANCIAL SUPPORT DATA 2016-17	10
Total Support	11
Need-Based Aid	12
Other Student Financial Supports	13
4. ACCESS	18
OSAP	19
UTAPS Grants	25
Student Access Guarantee	28
Institutional Scholarships and Bursaries	30
Net Tuition	31
Part-Time Employment	31
Appendix A: Doctoral-Stream Student Support by SGS Division	32
Appendix B: The Graduate Funding Fact Sheet	35
Appendix C: Summary	37

1. BACKGROUND

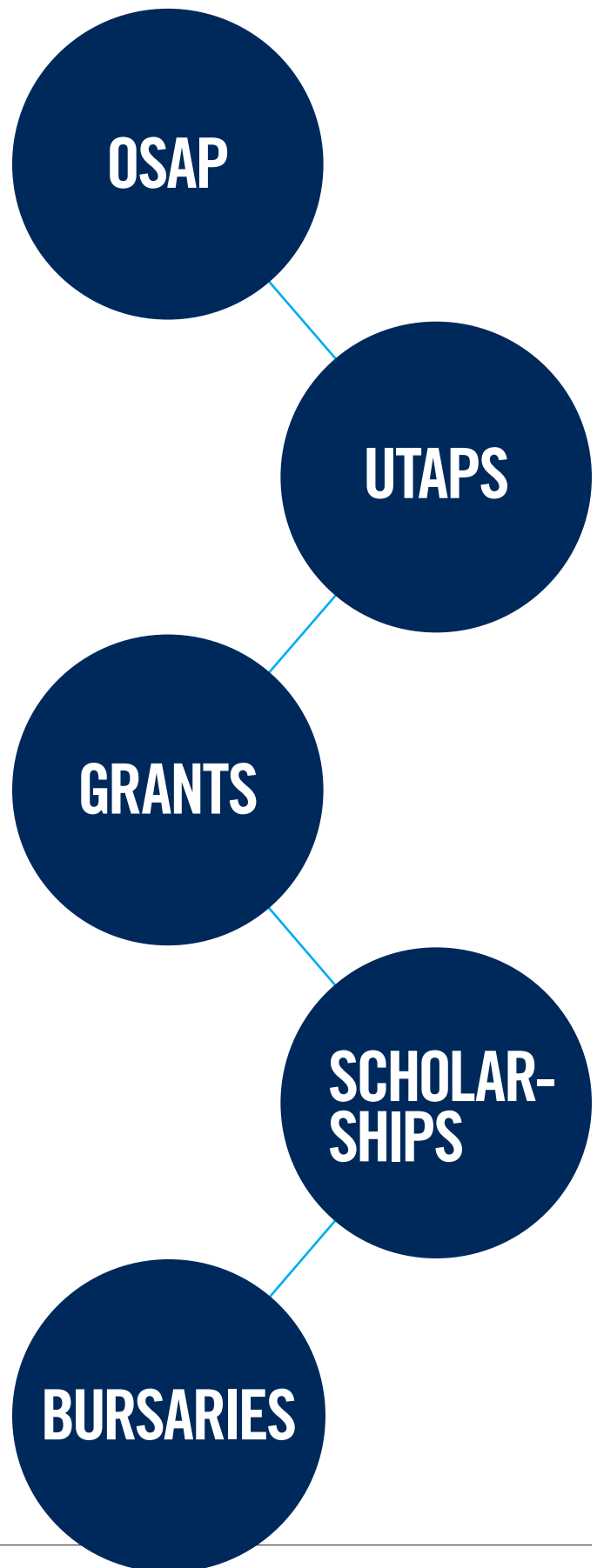
The University of Toronto maintains a deep and abiding commitment to financial support and advising for its students. As articulated in the Governing Council Policy on Student Financial Support (approved by Governing Council in April 1998): “No student offered admission to a program at the University of Toronto should be unable to enter or complete the program due to lack of financial means.”¹

Undergraduate and graduate students at the University of Toronto have access to a wide range of financial supports through the university in addition to those available through government loan and grant programs like the Ontario Student Assistance Program (OSAP). Some are based on need, and others on measures of merit, such as academic achievement or leadership. There are supports for international and Canadian students as well as dedicated supports for students with disabilities. Many of these forms of aid do not have to be repaid.

Student support is funded by a mix of university operating dollars and donated funds; the latter may be used only in accordance with the terms of the donation.

In doctoral-stream programs, many graduate students are eligible to receive funding for up to five years of study while students completing a doctoral thesis may be eligible for completion awards. Many professional master’s program students are eligible for bursaries funded by their program and/or have access to private loan assistance.

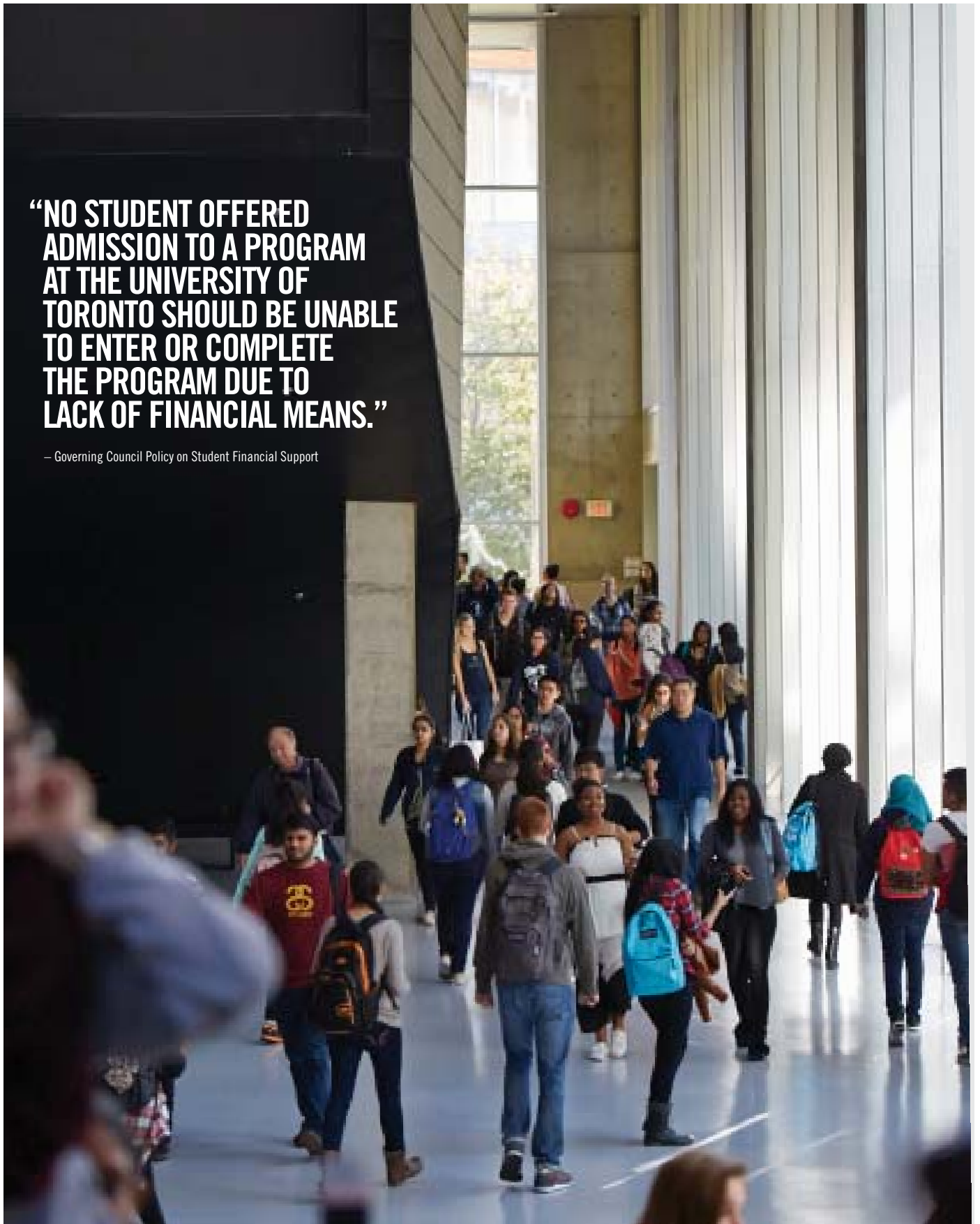
As required by the Governing Council policy, this annual report includes detailed information on financial support by academic division, OSAP debt-load for students graduating from undergraduate direct-entry programs, and funding for doctoral-stream students. In addition, this report attempts to provide a wider view of financial support and related issues relevant to the University of Toronto.



¹ This policy applies to domestic students.

**“NO STUDENT OFFERED
ADMISSION TO A PROGRAM
AT THE UNIVERSITY OF
TORONTO SHOULD BE UNABLE
TO ENTER OR COMPLETE
THE PROGRAM DUE TO
LACK OF FINANCIAL MEANS.”**

– Governing Council Policy on Student Financial Support



2. OVERVIEW OF STUDENT ASSISTANCE

In Spring 2016, the Ontario government announced a two-stage restructuring of OSAP. Beginning in 2017-18, most Ontario grants will be folded into a single, income-based Ontario Student Grant. The grant will provide tuition and needs-based support. Ontario expects that most students whose parents make up to \$83,000 will receive some grant funding.

In 2018-19, Ontario universities and colleges will be required to bill each OSAP recipient, entering postsecondary studies for the first time in the first year of a program, the amount they owe in tuition and fees after OSAP funding and institutional aid is deducted.

The University of Toronto's Policy on Student Financial Support sets out the principle that students should have access to the resources that will enable them to meet their financial needs, based on the methodology used by the Ontario Student Assistance Program (OSAP). In practice, this means that qualified students receive non-repayable institutional student aid, or access to an institutionally negotiated bank line of credit if their financial need is greater than what OSAP provides.

This commitment goes beyond the requirements of the Province of Ontario's Student Access Guarantee (SAG), which defines institutional requirements for meeting a student's financial needs. SAG requires institutions to provide non-repayable aid to assist students with expenses related to tuition, books and supplies not covered by OSAP; the University of Toronto also provides aid for living expenses.

This section provides an overview of the various forms of aid offered to University of Toronto students.



MEETING THEIR NEEDS PROFILES OF UNIVERSITY OF TORONTO STUDENTS RECEIVING FINANCIAL AID

UTAPS ASSISTANCE FOR GRADUATE AND PROFESSIONAL TUITION FEES

Fahim is in the first year of a Bachelor of Engineering program. He is a single student living away from home during his studies. As OSAP did not fully meet Fahim's needs, the University of Toronto provided him with a \$7,867 UTAPS grant.

Fahim's parents' combined income is \$50,640. He is one of three children in the family and the only one in postsecondary studies.

While he was in school, interest that accrued on Fahim's loan was paid by government. At the end of his 2016-17 study period, Fahim's loan was reduced by \$2,789 through the province's Ontario Student Opportunity Grant* (OSOG) because his loan was more than the \$7,500 OSOG threshold.

\$14,300
TUITION & FEES

\$5,900
OSAP GRANTS

\$7,867
UTAPS GRANT

\$2,000
AWARDS

\$10,289
OSAP LOANS

NET
TUITION
\$-1,467

Net Tuition: Fahim's tuition and fees expense effectively was reduced to [-\$1,467] after subtracting **non-repayable** aid.

*OSOG is not reflected in the net tuition paid by Fahim because OSOG was not paid to him directly. It was paid on his behalf by the province to the National Student Loan Service Centre to reduce his outstanding OSAP loan.

TYPES OF FINANCIAL SUPPORTS

Some types of student financial support provided to students by the university or government require explicit demonstration of financial need, often through the assessment methodology used by OSAP. Other forms of support may be based on academic merit while others, such as graduate funding packages, may be allocated in other ways. The array of funding assistance provided by the University of Toronto helps support students in a variety of situations.

ASSISTANCE BASED ON OSAP ASSESSMENTS

UTAPS

University of Toronto Advance Planning for Students (known as UTAPS) is the university's major program for meeting financial need not addressed by OSAP, other government programs, or First Nations band funding.

Based on the OSAP needs assessment, UTAPS provides a consistent means of evaluating and meeting financial need. Eligible students with financial need in excess of the maximum assistance provided by OSAP for tuition and compulsory fees, books, equipment, supplies and living expenses, have that need met by the university through non-repayable funding such as grants as well as institutionally-negotiated bank loans. Students receiving funding from another province, territory or First Nations band may also be eligible for the program.

OTHER STUDENT FINANCIAL SUPPORT

FUNDING FROM DIVISIONS

Many students who may or may not have qualified for government aid and UTAPS also qualify for grants through their academic divisions. These grants are awarded on the basis of the division's assessment of the student's individual circumstances.

MERIT-BASED AID

Merit-based awards funded by operating dollars and donations are primarily aimed at recognizing the academic achievements of students. Candidates applying or being considered for an award must meet the award criteria. While many awards are provided automatically, some are provided once a final selection is made by student award committees. Though many merit-based awards do not have a financial need component, the award may, in fact, help reduce the recipient's financial need. Major university-wide undergraduate merit awards include: the National and Arbor Scholarships, the University of Toronto Scholarships and the President's Scholars of Excellence Program. Graduate merit awards include the Connaught Scholarship and the Beatty Fellowships. Divisions also offer a variety of merit-based awards based on their recruiting priorities and on the terms of donated funds.

LEO

MEETING THEIR NEEDS PROFILES OF UNIVERSITY OF TORONTO STUDENTS RECEIVING FINANCIAL AID

OSAP LOAN & GRANT SUPPORT

Leo, a former crown ward, is in his third year of studies in the Faculty of Arts and Science. He does not have any income.

While he was in school, the interest that accrued on Leo's loans was paid by the government. Because Leo's loans were less than \$7,500, he did not qualify to have them reduced through the Ontario Student Opportunity Grant. Leo did receive a U of T Crown Ward Grant and an external grant of \$4,750 to help with his education costs.

\$7,897
TUITION & FEES

\$3,000
OSAP GRANTS

\$3,000
U OF T CROWN
WARD GRANT

\$5,565
OSAP LOANS

\$4,750
EXTERNAL AWARDS

**NET
TUITION
\$1,897**

Net Tuition: Leo's tuition and fee expense effectively was reduced to \$1,897, or 24% of the published fee after subtracting **non-repayable** aid.

WORK STUDY

Since the University of Toronto assumed full funding responsibility for this program in 2012-13, Work Study has steadily climbed in popularity. It represents an excellent way for students to gain work experience in the varied settings that the university has to offer. Details about the University of Toronto's Work Study program are provided in *Section 3 – Other Student Financial Supports*.

DOCTORAL-STREAM STUDENT SUPPORT FOR DOMESTIC AND INTERNATIONAL STUDENTS

The University of Toronto is committed to the financial support of domestic and international graduate students in doctoral-stream programs. While the duration of the commitment varies among the graduate units, one year of master's study and four years of PhD study are most common. Funding packages for eligible students are arranged by faculties/graduate units, and may consist of some combination of University of Toronto Fellowships, faculty or departmental grants, scholarships or bursaries, employment income, research stipends, and external awards. Across units, packages range from \$15,000 – \$28,000, plus academic tuition and incidental fees. Actual student incomes can be considerably higher, as there are often opportunities for additional awards, research stipends, and employment income (<http://www.sgs.utoronto.ca/gradfunding/Pages/default.aspx>).

LOAN PROGRAM FOR STUDENTS IN PROFESSIONAL FACULTIES

Students in several second entry and all professional master's programs are transitioning from the centralized UTAPS program to divisionally managed programs, and to an institutionally negotiated line of credit, if needed.

The University of Toronto's most recent agreement with Scotiabank came into effect on July 1, 2015. Students in certain programs may access an institutionally negotiated line of credit if they need help with costs in excess of their OSAP funding and needs-based assistance they receive through divisionally managed bursary programs. However, affected students who began their program before it transitioned to a divisionally managed bursary program continue to be considered for UTAPS for the duration of their program in order to allow continuity in their financial planning.

The line of credit is available to full and part-time Canadian students and permanent residents. Credit limits are set by the bank in consultation with the university and adjusted annually to reflect tuition increases.

Details about the Scotiabank line of credit are provided in *Section 4 - UTAPS Grants*.



MEETING THEIR NEEDS PROFILES OF UNIVERSITY OF TORONTO STUDENTS RECEIVING FINANCIAL AID

OSAP LOAN & GRANT SUPPORT

Amita is in the third year of a Bachelor of Kinesiology program. She is a single student who is living away from home during her studies.

Her parents' combined income is \$150,250 and she is one of three children in the family, all of whom are enrolled in postsecondary studies. At this level of parental income, the assessed cost of three children in postsecondary in the family means that Amita still qualified for OSAP (i.e., \$6,188). Amita also was awarded the Addison Hockey Scholarship for \$1,208.

While she was in school, the interest that accrued on Amita's loan was paid by government. At the end of her 2016-17 study period, Amita's OSAP loan was not reduced by the province's Ontario Student Opportunity Grant because her loan was less than the \$7,500 threshold.

\$7,855
TUITION & FEES

\$1,900
OSAP GRANTS

\$1,208
SCHOLARSHIP*

\$6,188
OSAP LOANS

**NET
TUITION
\$4,747**

Net Tuition: Amita's tuition and fees expense effectively was reduced to \$4,747 or 60% of the published fee after subtracting **non-repayable** aid.

* UofT Scholarship (Addison Hockey Scholarship)



SUPPORT FOR PART-TIME STUDENTS

Students enrolled in a course load of less than 60% (less than 40% for students with permanent disabilities) are defined as part-time students by the federal and provincial governments, and therefore are not eligible for OSAP and UTAPS. These students, however, may be eligible for the University of Toronto’s Noah Meltz Student Assistance Program (for part-time undergraduate students), or the provincially-funded Ontario Part-time Grant (for undergraduate and graduate students) and the federal government’s Part-time Canada Student Loan Program (for undergraduate and graduate students), including Canada Student Grants. *Section 3-Support for Students Studying on a Part-Time Basis* provides details about these programs.

SUPPORT FOR STUDENTS WITH DISABILITIES

Students with disabilities who have disability-related support costs (e.g., tutoring, note taking, adaptive technologies) that are greater than the disability-related funding they receive through their government-funded financial aid package may receive help for the additional costs through the University of Toronto’s Alternate Grant. *Section 3-Support for Students with Disabilities* provides details about the Alternate Grant.

SUPPORT FOR CROWN WARDS

Crown wards, former Crown wards, and students in receipt of the Government of Ontario’s Extended Care and Maintenance Allowance may be eligible for the University of Toronto Crown Ward Grant. *Section 3 – Support for Crown Wards* provides details about the Crown Ward Grant.

MEETING THEIR NEEDS

PROFILES OF UNIVERSITY OF TORONTO STUDENTS RECEIVING FINANCIAL AID

UTAPS ASSISTANCE FOR REGULAR TUITION FESS

A single father of two, Liem is a student with a disability and is in the Transition Year Program. As OSAP did not fully meet Liem’s needs, the University of Toronto provided him with a \$7,543 UTAPS grant.

While he was in school, interest that accrued on Liem’s loans was paid by government. At the end of his 2016-17 study period, Liem’s loan was reduced by \$11,310 through the province’s Ontario Student Opportunity Grant* (OSOG) because his loan was more than the \$7,500 OSOG threshold.

\$6,862
TUITION & FEES

\$3,535
OSAP GRANT

\$7,543
UTAPS GRANT

\$4,000
AWARDS**

\$18,810
OSAP LOANS

**NET
TUITION**
\$-8,216

Net Tuition: Liem’s tuition and fee expense effectively was reduced to [-\$8,216] after subtracting **non-repayable** aid.

*OSOG is not reflected in the net tuition paid by Liem because OSOG was not paid to him directly. It was paid on his behalf by the province to the National Student Loan Service Centre to reduce his outstanding OSAP loan.

**Frank and Nancy Iacobucci TYP Education Award

SUPPORT FOR INTERNATIONAL STUDENTS

In 2005, Governing Council approved a Statement of Commitment Regarding International Students. With respect to financial support, the Statement says:

- (a) International students who are admitted and enrolled may encounter financial emergencies and the university will provide financial assistance as needed and where possible.
- (b) The university will develop a program of international admission scholarships for students using its own resources and support from external sources; these scholarships will be awarded on the basis of a combination of exceptional academic merit and financial need.

To fulfil this commitment, in 2007 the University of Toronto International Admissions Scholarship was implemented. The award is based on merit and need, and recognizes a small number of exceptional international direct-entry applicants. Recipients receive full financial support throughout their undergraduate studies. There are currently six such international scholars enrolled at the university.

In 2017, the University of Toronto International Admissions Scholarship was replaced with the Lester B. Pearson

International Scholarships. The Pearson Scholarship program is intended to attract and support the best and brightest international students in order to allow them to pursue an undergraduate degree in a direct-entry program at the University of Toronto. The scholarship recognizes international students who demonstrate exceptional academic achievement, commitment to school and community, and strong leadership skills. The program serves as a significant vehicle for promoting awareness of the University of Toronto to a range of international audiences.

Pearson Scholars receive a scholarship that covers tuition, books, incidental fees, and full residence support for four years of undergraduate study and is currently valued at over \$60,000 per year, depending on the student's program of study. The scholarship also includes enrichment opportunities such as Work Study internships and mentorships. Thirty-five international students were named Lester B. Pearson Scholars for studies beginning in September 2017. At maturity in 2020, 150 Pearson Scholars will be registered for studies (<http://www.future.utoronto.ca/pearson/about>).

Details about University of Toronto funding to international students, including the Lester B. Pearson International Scholarships, are provided in *Section 3 – Support for International Students*.




3. STUDENT FINANCIAL SUPPORT DATA 2016-17

For the purposes of this report, direct-entry undergraduate programs are programs of study into which a student may be admitted directly from high school. Second-entry undergraduate programs are programs of study that require a student to have some university preparation before admission to the program.



TOTAL SUPPORT

In 2016-17, the university provided **\$191.8M** in student assistance, as defined for financial reporting purposes and reported in Schedule 4 of the university’s 2016-17 financial statements. The major components of this funding are provided in Figure 1.



Notes:

1. Student Assistance figures do not include funds paid to Research Assistants (RA), Graduate Assistants (GA), and Teaching Assistants (TA). Research Stipends (T4A income) along with Research Assistants (RA), Graduate Assistants (GA) and Teaching Assistants (TA) income amounts are reported as compensation expenses and included in Figure 3.
2. The Ontario Graduate Scholarships and the Queen Elizabeth II Graduate Scholarships in Science and Technology (OGS/QEII-GSST) are cost shared with the Province of Ontario. The province contributes two thirds of the funding and the University of Toronto contributes the remainder. The amount presented in Figure 1 reflects total combined expenditures.
3. The Work Study total differs from the Financial Statements because of the \$1.6M recovered from divisions for the employer share of wages.

NEED-BASED AID

The university provided **\$78.1M** in need-based student aid (i.e., UTAPS and divisional support) in 2016-17. Of the need-based aid provided, about 63% went to students in undergraduate programs. Graduate students received about 37%. Information on expenditure levels is provided in Section 4 -- *UTAPS Grants*.

FIGURE 2: UNIVERSITY OF TORONTO FUNDING BY ACADEMIC DIVISION TOTAL = \$83.3M

The table shows funding (i.e., undergraduate and graduate) by academic division for 2016-17.

	OSAP (A)	UTAPS (B)	Divisional Support (C)	Work Study (D)	Total University Funding (B+C+D)
Applied Science & Engineering	\$ 19,619,645	\$ 8,577,136	\$ 2,423,508	\$ 152,022	\$ 11,152,666
Architecture, Landscape, and Design	\$ 4,395,418	\$ 1,047,383	\$ 123,230	\$ 149,080	\$ 1,319,693
Arts & Science, St. George	\$ 96,159,650	\$ 8,994,344	\$ 8,022,406	\$ 2,404,623	\$ 19,421,373
Dentistry	\$ 5,135,644	\$ 641,648	\$ 144,899	\$ 0	\$ 786,547
Forestry	\$ 490,737	\$ 36,712	\$ 56,078	\$ 4,275	\$ 97,065
Information	\$ 2,677,333	\$ 1,212,875	\$ 77,719	\$ 116,138	\$ 1,406,732
Kinesiology and Physical Education	\$ 4,645,047	\$ 41,009	\$ 175,628	\$ 85,949	\$ 302,586
Law	\$ 4,428,777	\$ 31,292	\$ 3,287,817	\$ 10,184	\$ 3,329,293
Management	\$ 1,902,816	\$ 7,283	\$ 4,977,949	\$ 22,904	\$ 5,008,136
Medicine	\$ 21,845,282	\$ 2,063,075	\$ 11,249,161	\$ 78,808	\$ 13,391,044
Music	\$ 3,070,551	\$ 235,280	\$ 811,607	\$ 72,192	\$ 1,119,079
Nursing	\$ 4,355,288	\$ 331,221	\$ 641,846	\$ 17,268	\$ 990,335
OISE	\$ 8,828,199	\$ 3,705,112	\$ 1,201,667	\$ 150,862	\$ 5,057,641
Pharmacy	\$ 9,624,295	\$ 1,407,056	\$ 549,649	\$ 6,588	\$ 1,963,293
Public Health	\$ 1,746,102	\$ 694,339	\$ 614,696	\$ 48,990	\$ 1,358,025
Social Work	\$ 2,662,432	\$ 994,915	\$ 594,994	\$ 34,646	\$ 1,624,555
University of Toronto Mississauga	\$ 61,348,707	\$ 5,472,543	\$ 945,689	\$ 757,453	\$ 7,175,685
University of Toronto Scarborough	\$ 67,839,528	\$ 5,447,262	\$ 1,259,245	\$ 1,088,480	\$ 7,794,987
2016-17 Total	\$ 320,775,451	\$ 40,940,485	\$ 37,157,788	\$ 5,200,462	\$ 83,298,735
2015-16 Total (for comparison)	\$ 304,676,735	\$ 49,264,923	\$ 37,761,657	\$ 5,044,419	\$ 92,070,999

Notes:

- OSAP consists of federal and provincial repayable and non-repayable funding.
- UTAPS consists of \$38.7M from operating, \$2.3M from endowed and expendable funds.
- Divisional support includes undergraduate and graduate need-based and merit-based grants provided by the academic divisions and centrally funded emergency aid administered by Enrolment Services.

- Work Study total includes central and divisional contribution to wages and employment benefits.

OTHER STUDENT FINANCIAL SUPPORTS

MERIT-BASED AID

In 2016-17, \$43.9M in merit-based awards⁴ was provided to University of Toronto students. Undergraduate students received \$21.4M of the merit-based awards. Graduate students received the remaining \$22.5M. In 2016-17, undergraduate merit-based aid included the National and Arbor Scholarships, the University of Toronto Scholarships, International Scholarships and the President's Scholars of Excellence Program. Graduate merit aid included the Connaught Scholarships and the Beatty Fellowships. Divisions also offer a variety of merit-based awards to undergraduate and graduate students.

WORK STUDY

The Work Study program is open to undergraduate and graduate students; domestic, international, and out-of-province students; and students studying on a full-time or part-time basis (i.e., taking course loads of at least 2.0 credits over the fall/winter terms or at least 1.0 credit over the summer terms). Work Study students do not have to demonstrate financial need, though in 2016-17 almost half were OSAP recipients.

Rethinking undergraduate education is one of three priorities identified by University of Toronto President Meric Gertler in *Three Priorities: A Discussion Paper (2015)*. Key elements of this priority include experience-based learning and facilitating the transition from study to work. The experiential learning opportunities provided through Work Study do both.

Eighty percent of wages in the Work Study program are funded using central funds and 20% by the hiring units. Further, employers are permitted to use their Personal Expense Reimbursement Allowance (PERA) funds to cover the hiring unit contribution to student wages.

For 2016-17, about 4,600 Work Study positions were available and about 3,300 students were hired. There are many reasons why the number of positions available differs from the number of students hired. Employers' plans change. In other cases, employers are unable to find a student with the skill set to match the position or no one applies for it.

Since 2012, the number of Work Study students hired has increased 59%; program expenditures are up 79%. In 2016-17, the University of Toronto made program decisions to ensure that even more students have access to the Work Study program. The Work Study budget began to be increased annually, as is done with other student financial support program budgets such as the University of Toronto Scholarships. In addition, starting fiscal

2017 the employer contribution to wages increased from 20% to 30%.

DOCTORAL-STREAM STUDENT SUPPORT FOR DOMESTIC AND INTERNATIONAL STUDENTS

Though some assistance provided to students in doctoral-stream programs is included in Figure 2, there is a significant amount of funding provided beyond those amounts. Students in doctoral-stream programs receive funding provided as stipends from their supervisors' research grants. They also receive funding as Teaching Assistants, Graduate Assistants, and Research Assistants. The employment income earned from these positions is often provided in addition to the funding packages. Some students in doctoral-stream programs also receive funding from the federal government through SSHRC, CIHR and NSERC grants, as well as provincial, corporate, and foundation grants. International students may receive funding for tuition and fees as well as a stipend through the Connaught International Scholarships for Doctoral Students.

The total amount of funding received by students in doctoral-stream programs in 2016-17 was \$284.4M, an increase of about 4% over 2015-16 levels. This includes \$25M in funding provided to University of Toronto students working in hospitals affiliated with the university.

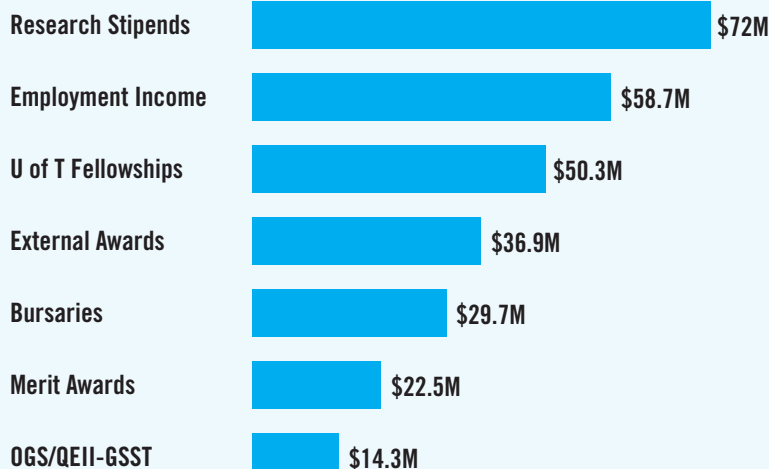
The major components of the \$284.4M in doctoral-stream student funding are shown in Figure 3. Further details on doctoral-stream student support, including funding to students broken out by School of Graduate Studies (SGS) division and by academic division, are included in Appendix A. Information is also available online (<http://www.sgs.utoronto.ca/currentstudents/Pages/International-Student-Awards.aspx>). Appendix B contains the *Graduate Student Funding Fact Sheet*.

To further enhance the funding available to graduate students, in 2011 the Provost's PhD Enhancement Fund was established as a special matching program to support divisional fundraising campaigns. A \$6M one-time-only pool of funding was created to match endowed donations on a 1:1 basis. Available funds were allocated to each division on the basis of the number of PhD students in a division. At April 30, 2016, endowed donations and matching through the Provost's PhD Enhancement Fund resulted in total endowments of \$18.7M.

⁴ Graduate merit-based funding does not include \$ 14.3M in Ontario Graduate Scholarship and Queen Elizabeth II Graduate Scholarship in Science and Technology.

FIGURE 3: FINANCIAL SUPPORT FOR ALL GRADUATE STUDENTS TOTAL = \$284.4M

The chart identifies the sources of financial support for graduate students for 2016-17. Total financial support provided was \$284.4M, including \$25M in support to graduate students at affiliated hospitals.



SUPPORT FOR STUDENTS STUDYING ON A PART-TIME BASIS Noah Meltz Student Assistance Program for Part-Time Undergraduate Students

Implemented in 1998, the Meltz Bursary provides non-repayable assistance to undergraduate students studying on a part-time basis, as defined by OSAP (i.e., taking less than 60 percent of a full course load). Qualifying students receive bursary funding to cover tuition and fees for one course for each session, as well as books, transportation and childcare.

In 2016-17, Meltz expenditures were about \$431,000 to 193 students. In 2015-16, Meltz expenditures were about \$360,000⁵ to 180 students. In addition to receiving Meltz funding, qualifying students with documented disabilities may also apply for up to \$2000 in disability-related supports and services (e.g., note takers, specialized software) through the Province of Ontario's Bursary for Students with Disabilities (BSWD). In 2016-17, there were six University of Toronto students with disabilities who received Meltz and BSWD funding. Payments to these students totaled about \$8,000.

Recently two improvements were made to the Meltz Bursary.

1. In 2016-17, a single student studying on a part-time basis could qualify for a Meltz Bursary with gross annual income of up to \$25,200. By comparison, prior to 2013-14, a single student qualified for the Meltz Bursary with income of \$14,000 or less.
2. Starting in 2015-16, students taking three courses were eligible to apply for a Meltz Bursary (e.g., two credits in fall and winter and one credit in summer). Previously the limit was two courses.

Part-Time Canada Student Loan

This is a federally-funded interest-bearing loan program that functions like a line of credit. The maximum outstanding principal cannot exceed \$10,000 at any time. University of Toronto students received about \$2.4M through this program in 2016-17. In 2015-16, students received \$1.5M.

Canada Student Grants for Part-Time Studies

This federally-funded grant of \$1,200 per academic year helps students with their tuition fees, books and supplies, transportation costs, and child care expenses. Students with permanent disabilities receive up to \$2,000 per academic year.

Canada Student Grant for Part-time Students with Dependents

This federally-funded grant of \$1,920 helps students with one or more dependent children under the age of 12 and/or one of more children with permanent disabilities who are 12 years of age or older.

Canada Student Grant for Persons with Permanent Disabilities

This federally-funded grant of up to \$2,000 per academic year helps students (studying on a full or part-time basis) who self-identify as having a permanent disability with their education-related costs such as tuition, books, mandatory fees, living costs, and transportation.

Canada Student Grant for Services and Equipment for Persons with Permanent Disabilities

This federally-funded grant of up to \$8,000 per academic year helps students (studying on a full or part-time basis) who self-identify as having a permanent disability with their disability-related education costs for services and equipment that are not covered by another agency or service.

⁵ 2015-16 amount has been corrected to include Meltz Special Bursary expenditures.

Ontario Part-Time Grant

This provincially-funded grant of up to \$500 per academic year helps students with their tuition fees, books and supplies, transportation costs, and child care expenses.

SUPPORT FOR STUDENTS WITH DISABILITIES

In addition to the Meltz Bursary described earlier, the University of Toronto provides funding through the Alternate Grant and the School of Graduate Studies' Accessibility Grant.

The Alternate Grant, established in 2006, provides assistance for disability-related support costs in excess of the maximum disability-related funding available through a student's province or territory. For example, Ontario students with disabilities may require an Alternate Grant if their support costs exceed the maximum disability support funding available through OSAP (i.e., \$10,000). In 2016-17, University of Toronto students with disabilities received about \$1.2M in disability-related supports and services through OSAP. Alternate Grant expenditures were about \$33,000.

The Alternate Grant is available to undergraduate and graduate students with the exception of students in the Faculty of Law, Rotman School of Management, Faculty of Medicine, and the Toronto School of Theology because these faculties administer their own financial aid programs.

There are no Alternate Grant funding maximums. The amount a student may receive depends on their support costs and the disability-related funding they receive from their province or territory.

The School of Graduate Studies' Accessibility Grant provides funding to graduate students with significant educational expenses not covered by the student, the graduate unit, the province, or federal agencies. The grant assists with accommodations necessary to meet unexpected needs arising from the particular demands of the graduate program. In 2016-17, expenditures were about \$36,128 to 13 graduate students.

SUPPORT FOR CROWN WARDS

In 2013-14, the University of Toronto Crown Ward Grant was introduced to provide eligible students with non-repayable funding of up to 50% of tuition, to a maximum of \$3,000 per year. To be eligible, a student must be registered in a direct-entry program, be receiving OSAP, and have self-identified on their OSAP application as being a Crown ward, former Crown ward or that they are in receipt of the Government of Ontario's Extended Care and Maintenance Allowance. Students who receive the grant receive similar funding from the Government of Ontario to cover the remaining 50% of tuition costs, to a maximum of \$3,000. Combined, Crown wards receive grant funding to cover 100% of their tuition costs, to a maximum of \$6,000 per year.

In 2016-17, the University of Toronto Crown Ward Grant assisted 33 students. Program expenditures were about \$84,000.

SUPPORT FOR INTERNATIONAL STUDENTS

A key priority for the University of Toronto is to continue to attract high calibre international students. International students are students who are not Canadian citizens, permanent residents or protected persons, and who are in Canada on a study permit or other visa.

In 2016-17, the university provided \$11.4M in merit and need-based grants (exclusive of University of Toronto graduate fellowships) to 1,860 undergraduate and graduate international students. About 80% of this funding was merit based. About half of the grant funding issued to international students was paid out of central university funds; the remainder was funded by the academic divisions.

Included in the reported expenditures is about \$3.6M directed to international students attending the University of Toronto as part of the MasterCard Foundation Scholars Program. This University of Toronto and MasterCard Foundation program, implemented in 2013-14, provides full scholarships to talented yet financially disadvantaged University of Toronto students who are residents and citizens of a Sub-Saharan African country. The scholarship value is equivalent to the cost of attaining a Bachelor's degree, including travel, tuition, textbooks, housing, food and living expenses. Scholarship recipients also receive financial, academic, social, and post-graduation support to help them gain the experiences and skills needed to succeed. In 2016-17, there were 53 MasterCard Scholars Program participants at the University of Toronto.

In addition, to fulfill a commitment made in the Statement of Commitment Regarding International Students, in 2007 the University of Toronto International Admissions Scholarship was implemented. The award is based on merit and need, and recognizes a small number of exceptional international direct-entry applicants. Recipients receive full financial support throughout their undergraduate studies. There are currently six such international scholars enrolled at the university.

As is mentioned earlier in this report, starting 2017-18, the University of Toronto International Admissions Scholarship was replaced and enhanced by the Lester B. Pearson International Scholarships. The Pearson Scholarship program is intended to attract and support the best and brightest international students in order to allow them to pursue an undergraduate degree in a first-entry program at the University of Toronto. Pearson Scholars receive a scholarship valued at over \$60,000 per year, depending on the student's program of study. Scholars also have access to enrichment opportunities. The university's funding commitment in the first year is about \$2.4M. At maturity

in 2020-21, annual funding will be about \$9.3M, excluding income from endowed funds and divisional contributions, when about 150 Pearson Scholars will be registered for studies.

It is important to note that in order to qualify for a Canadian study permit, all international students must demonstrate to Citizenship and Immigration Canada that they have the resources necessary to fund their studies. There are, however, emergencies that arise where a student's resources are inadequate – changes in family circumstances, currency restrictions, disasters in the home country. Based on an application process, the university assists current international undergraduate and

graduate students with such financial hardships. In 2016-17, expenditures were about \$163,000.

FIGURE 4: UNIVERSITY OF TORONTO FINANCIAL SUPPORT FOR INTERNATIONAL STUDENTS TOTAL = \$11.4M

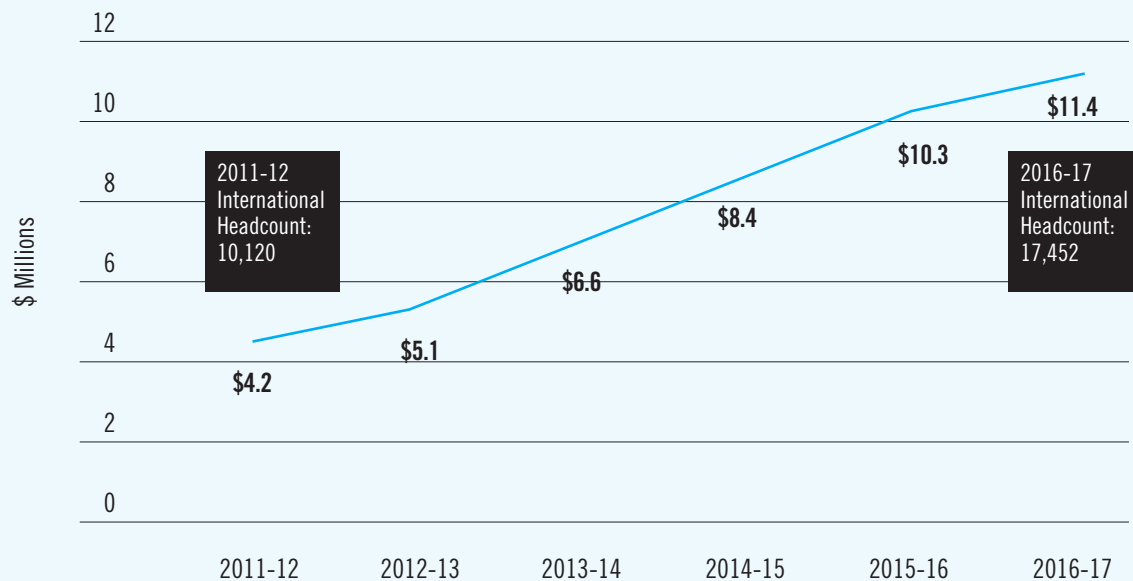
The table shows total financial support (i.e., undergraduate and graduate) by academic division that was provided to international students in 2016-17.

	Number of Awards	Number of Recipients	Amount
Applied Science & Engineering	313	256	\$ 3,050,111
Architecture, Landscape, and Design	27	24	\$ 83,647
Arts and Science, St. George	972	809	\$ 5,288,221
Dentistry	1	1	\$ 930
Forestry	7	7	\$ 47,917
Information	1	1	\$ 1,000
Kinesiology and Physical Education	4	3	\$ 15,424
Law	3	3	\$ 18,900
Management	264	218	\$ 1,333,409
Medicine	32	29	\$ 88,914
Music	9	7	\$ 45,123
Nursing	9	6	\$ 68,778
OISE/UT	33	26	\$ 327,389
Pharmacy	6	6	\$ 26,171
Public Health	12	12	\$ 21,013
Social Work	2	1	\$ 12,342
University of Toronto Mississauga	322	306	\$ 469,648
University of Toronto Scarborough	207	192	\$ 514,534
2016-17 Total	2,224	1,907	\$ 11,413,471
2015-16 Total (for comparison)	2,074	1,768	\$ 10,337,358



FIGURE 4A: INTERNATIONAL SUPPORT SINCE 2011-12

The chart shows the financial support (i.e., merit and need-based) provided by the University of Toronto to international students since 2011-12. Support has increased about 171% over the five-year period compared to a 73% increase in international headcount over the same five-year period.

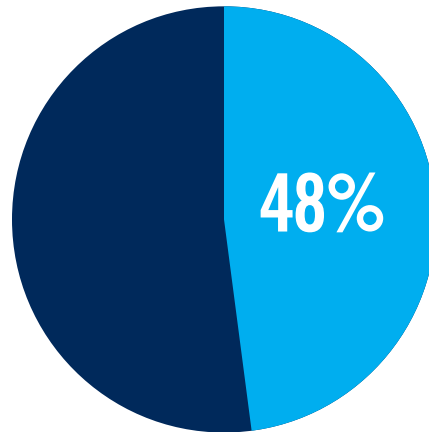


4. ACCESS

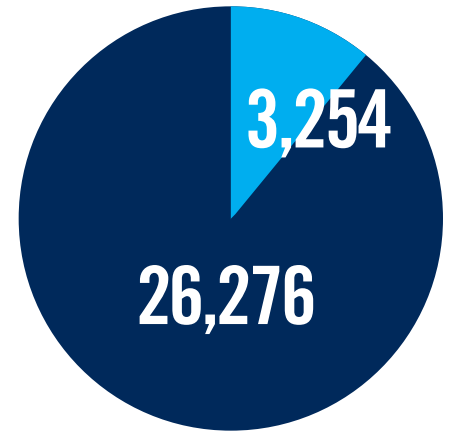
To provide a more complete picture of students' financial position, a variety of indicators are provided below.

2016-17 OSAP PARTICIPATION RATES — FULL-TIME, DOMESTIC HEADCOUNT

OSAP RECIPIENTS AS A PERCENTAGE OF FULL-TIME DOMESTIC HEADCOUNT:



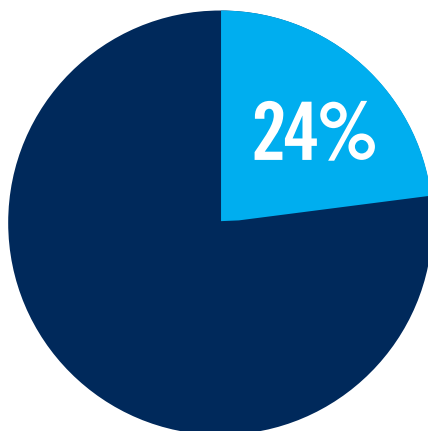
29,530 students, or 48% of students across all divisions, received OSAP in 2016-17



26,276 OSAP recipients registered in undergraduate programs

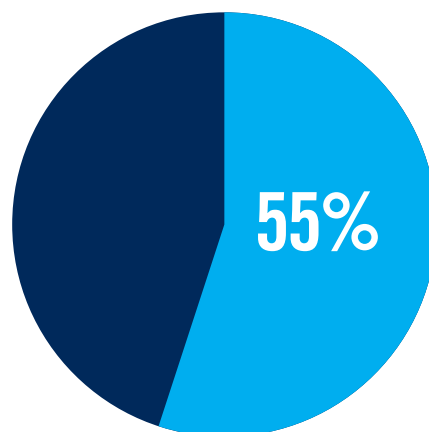
3,254 OSAP recipients registered in graduate programs

OSAP RECIPIENTS AS A PERCENTAGE OF GRADUATE FULL-TIME DOMESTIC HEADCOUNT:

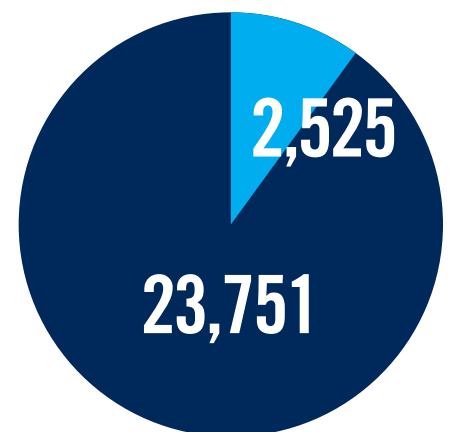


3,254 or 24% of all graduate students, received OSAP in 2016-17

OSAP RECIPIENTS AS A PERCENTAGE OF UNDERGRADUATE FULL-TIME DOMESTIC HEADCOUNT:



26,276 students, or 55% of all undergraduates, received OSAP in 2016-17



23,751 OSAP recipients registered in direct-entry undergraduate programs

2,525 OSAP recipients registered in second-entry undergraduate programs

OSAP RECIPIENTS

There were about 29,530 OSAP recipients at the university in 2016-17, almost the same number of recipients as in 2015-16 (i.e., 29,517). On average, these students received an OSAP funding package of \$10,860, up \$560 from 2015-16. OSAP funding consists of Canada-Ontario Integrated Student Loan as well as non-repayable grants. Eighty-eight percent of OSAP funding was provided to students in undergraduate programs. Students in graduate programs received the remaining 12%.

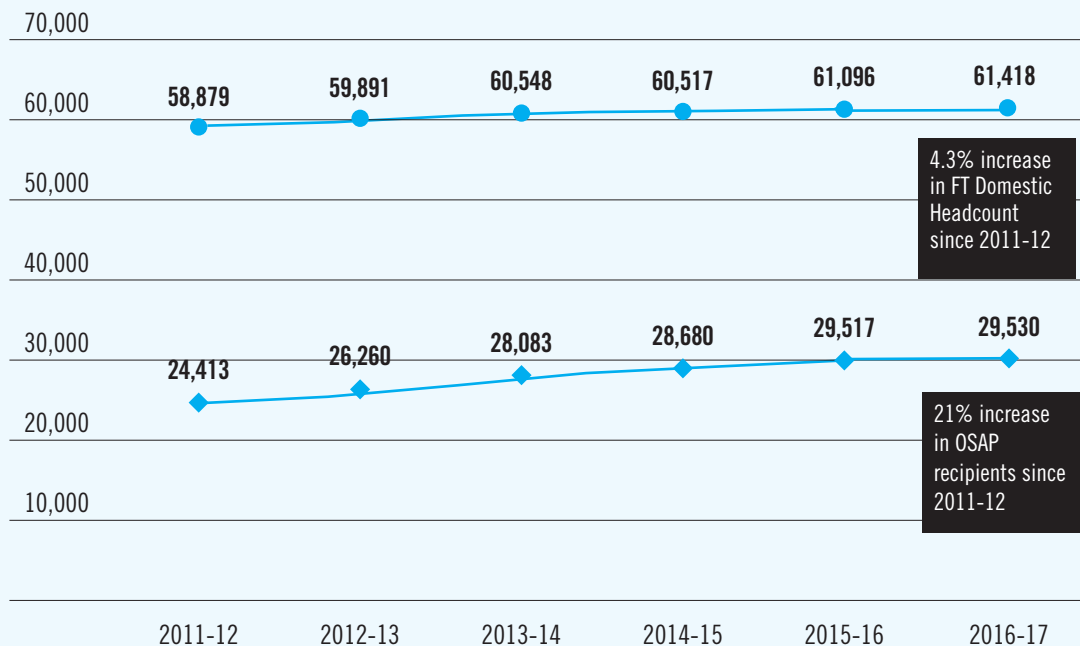
Significant improvements to OSAP made under the province’s Reaching Higher Plan have improved accessibility to, and the adequacy of, OSAP. Changes to the definition of a dependent student from five to four years out of high school, and a decrease in the amount of money parents are expected to contribute to their child’s education have helped make accessing OSAP easier for many Ontario students and their families. Further, the amount of OSAP funding available to students has increased. For example, in the early 2000s, the maximum weekly amount of OSAP available to single students was \$275 per week of study, or \$9,075 for 33 weeks. In 2016-17, the maximum a single student received in OSAP funding was \$365 per week, or \$12,045 for

33 weeks. This is a 33% increase in the maximum amount of aid available.

Ontario and Canada continue to make improvements to student aid. In its 2016 Budget, Ontario announced a restructuring of OSAP, to be completed in two phases. In 2017-18, most Ontario student grants, including the Ontario Tuition Grant, will be folded into a single Ontario Student Grant which will be an upfront, income-based grant that provides tuition support and needs-based support. Most students whose parents make \$83,000 or less will receive some grant funding. The Ontario tuition and education tax credits will be discontinued, as well as the federal education tax credits. Ontario’s weekly assistance limits will be increased. And, the maximum amount of annual repayable debt will increase from \$7,400 to \$10,000. In 2018-19, Ontario will introduce net billing. Institutions will bill each first-year, direct-entry student who qualifies for OSAP for what they actually owe after OSAP funding and institutional aid has been deducted from actual costs. This net price will be available to students through the OSAP website. Ontario will reduce its expected parental and spousal contributions (e.g., for a family of four, parents will start to contribute to their child’s education when their income is \$86,000, up from the current \$68,000).

FIGURE 5: OSAP RECIPIENTS VS. FULL-TIME DOMESTIC HEADCOUNT

This chart shows the number of OSAP recipients at the University of Toronto from 2011-12 to 2016-17 relative to the Full-time Domestic Headcount.

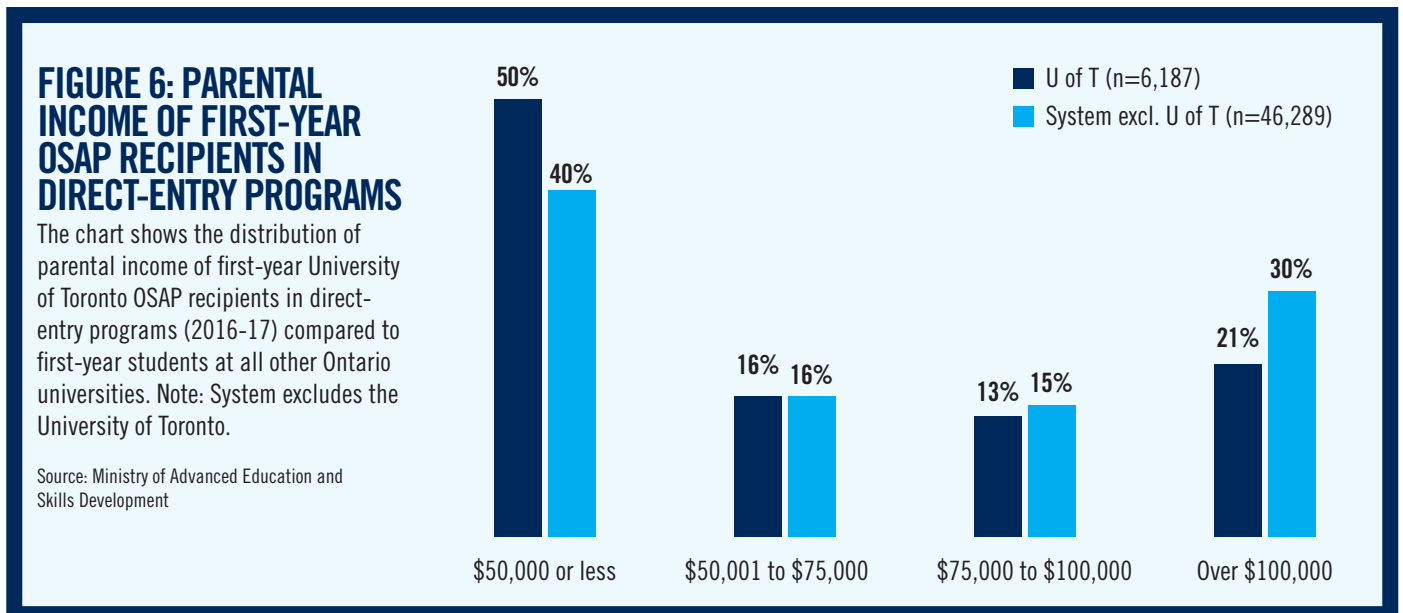




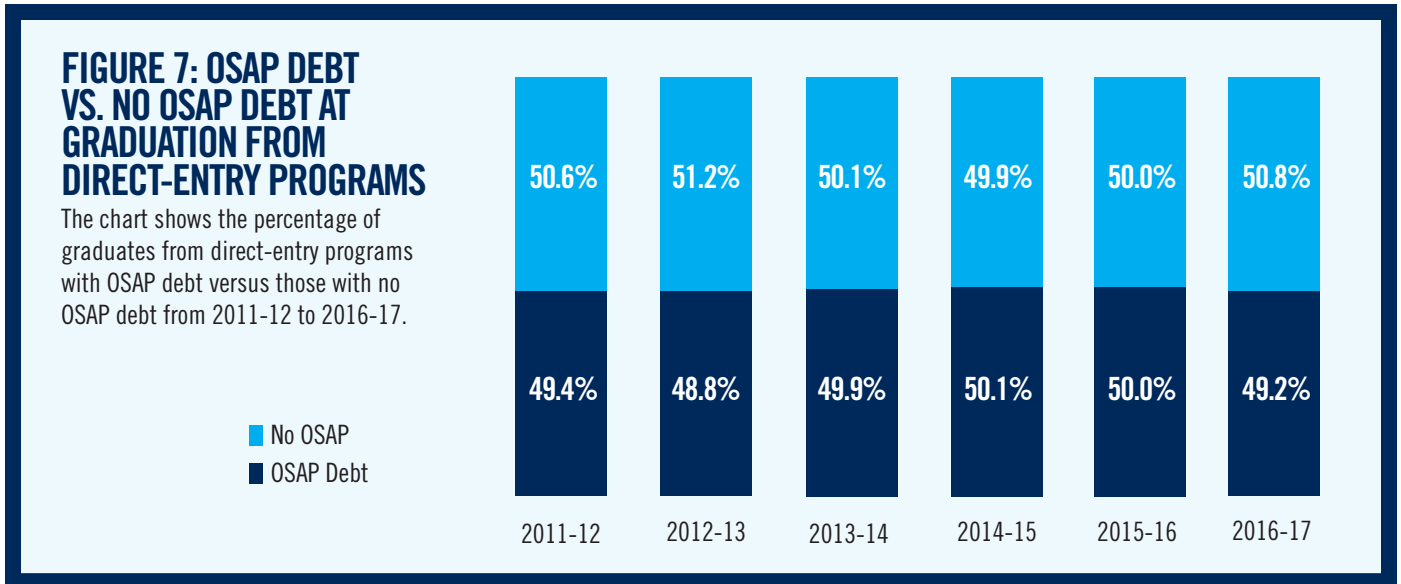
PARENTAL INCOME INFORMATION OF OSAP RECIPIENTS

The University of Toronto enrolls and supports a higher proportion of students from lower income families than any other Ontario university. Figure 6 shows that in 2016-17, 50% of first year University of Toronto OSAP recipients in direct-entry programs were from families with parental incomes of \$50,000 or less,

compared to the Ontario average of 40%. Given that 49% of direct-entry students graduated with OSAP debt in 2016-17 (see Figure 7), it is estimated that **at least a quarter of first-year undergraduate students at the University of Toronto are from families with income of \$50,000 or less.**

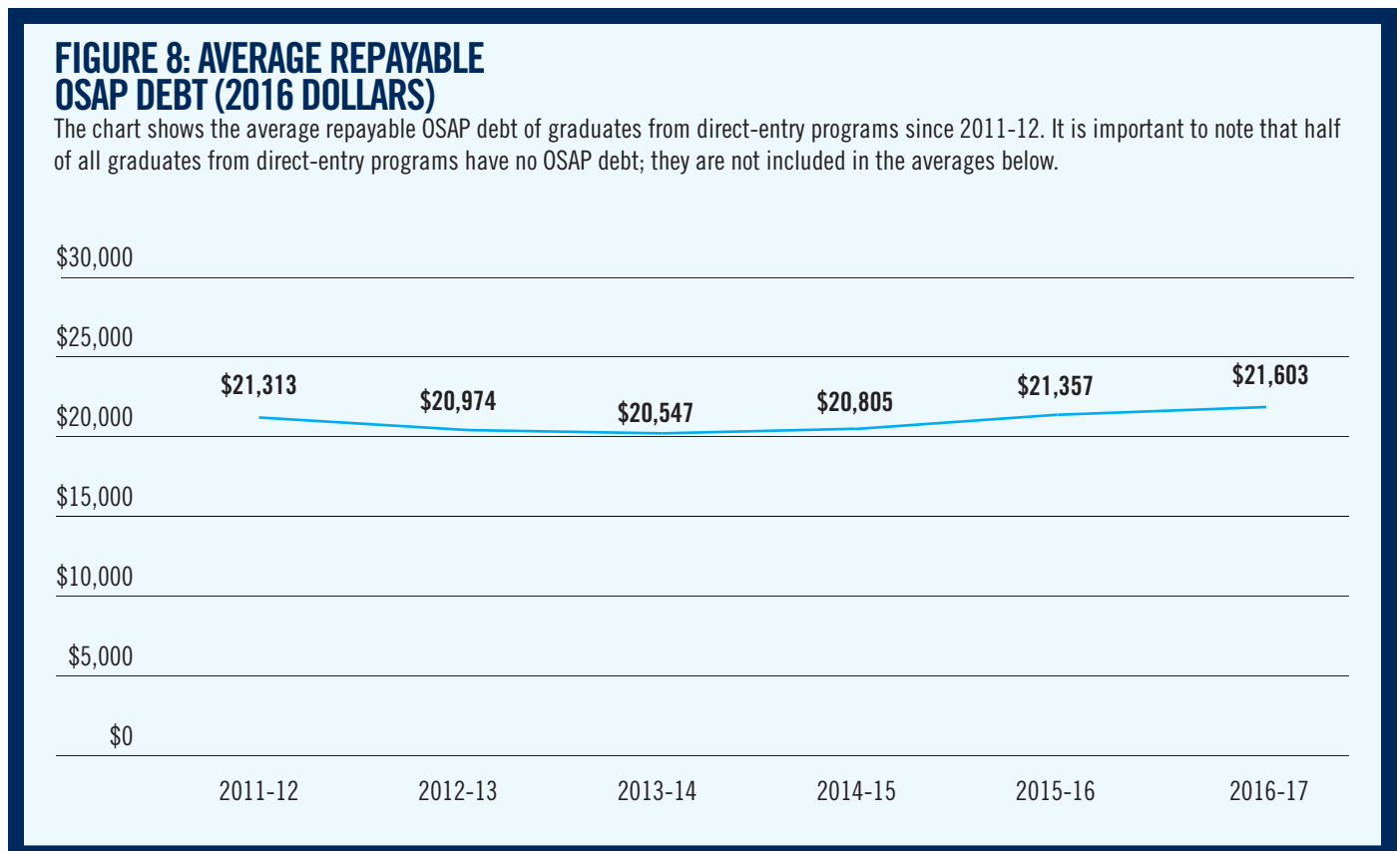


OSAP DEBT



There has been a 1.3 percentage point increase in the number of students with OSAP debt graduating from direct-entry programs

since 2011-12. The average OSAP debt in 2016-17 was \$21,603, up slightly from the previous two years.



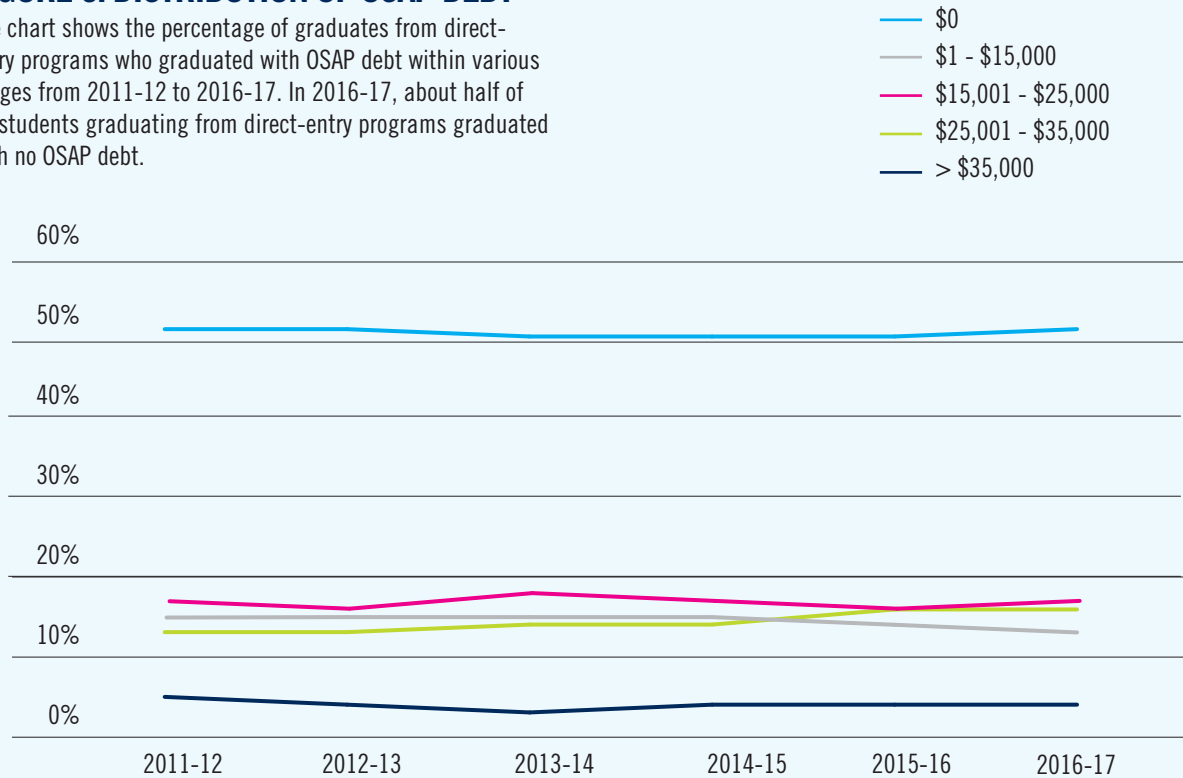
From 2011-12 to 2016-17, the distribution of student debt loads shifted away from the highest debt levels because of the steps taken by government to improve the mix of loans and grants available to students. Targeted programs such as the Ontario Access Grant (a tuition grant for first and second year students), Canada Student Grants, and the Ontario Tuition Grant displaced loan funding. In addition, the Province of Ontario's Ontario Student Opportunity Grant (OSOG), implemented in the late 1990s, helps control the amount of OSAP debt incurred by students. OSOG limits a student's annual repayable OSAP debt. In 2015-16, the Province of Ontario began indexing OSOG amounts. In that year, students in two terms of study (e.g., September through April) had their annual repayable debt limited to \$7,400, and \$11,100 for three

terms of study. In 2016-17, those limits were increased to \$7,500 and \$11,250 respectively. Students are considered automatically for OSOG provided they successfully complete their period of study and the Province of Ontario verifies their income with the Canada Revenue Agency. OSOG is not paid directly to the student. Instead, the grant is applied, on the student's behalf, against their OSAP debt for the year.

The restructuring of OSAP starting in 2017-18 is expected to positively impact overall debt levels and the distribution of student debt loads, especially for students from low-income families.

FIGURE 9: DISTRIBUTION OF OSAP DEBT

The chart shows the percentage of graduates from direct-entry programs who graduated with OSAP debt within various ranges from 2011-12 to 2016-17. In 2016-17, about half of all students graduating from direct-entry programs graduated with no OSAP debt.



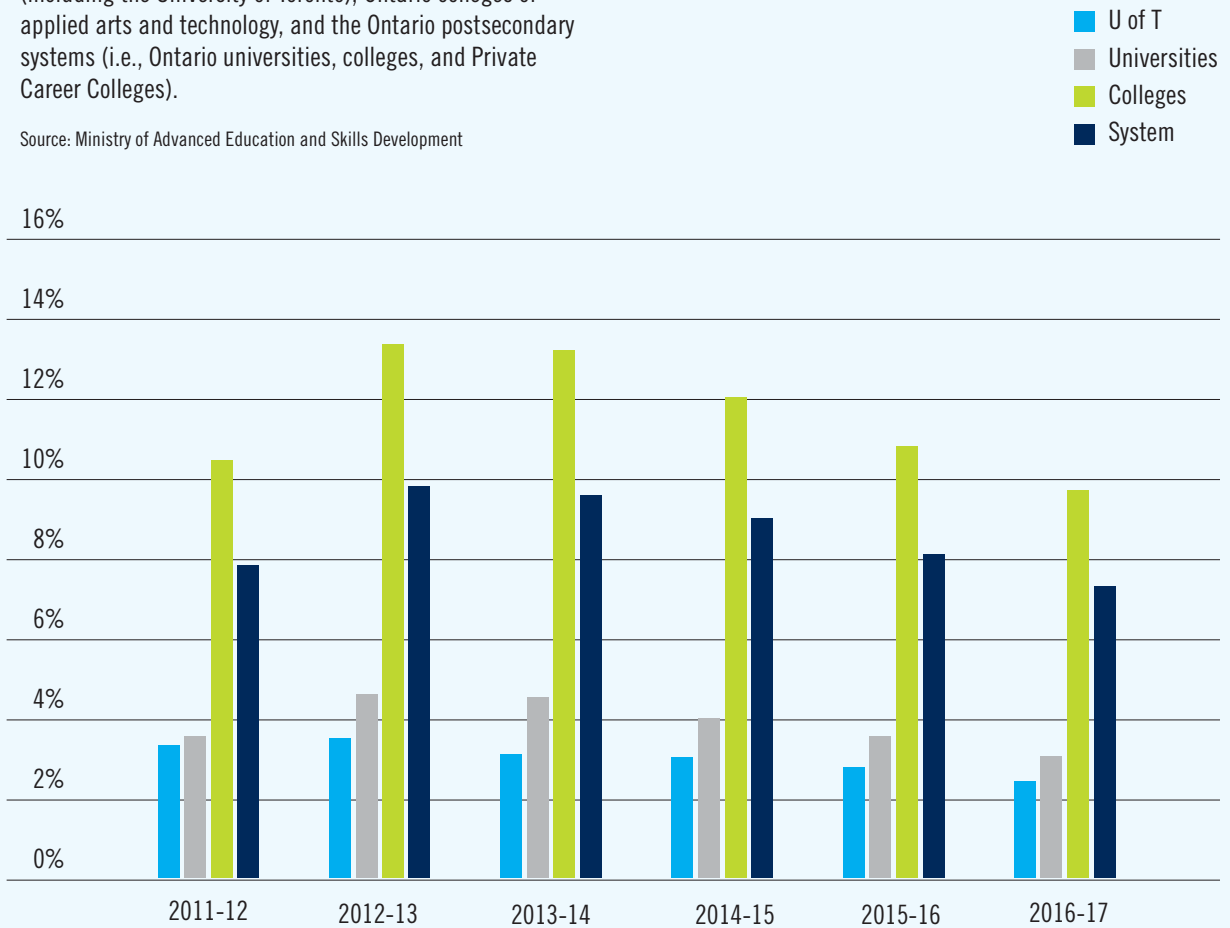
OSAP DEFAULT RATES

The 2016 University of Toronto default rate was 2.5%, the lowest since 2009 and lower than the university sector (3.3%) and Ontario’s postsecondary sector (7.5%).

FIGURE 10: OSAP DEFAULT RATES

The chart shows the University of Toronto’s OSAP default rates relative to the OSAP default rates of Ontario universities (including the University of Toronto), Ontario colleges of applied arts and technology, and the Ontario postsecondary systems (i.e., Ontario universities, colleges, and Private Career Colleges).

Source: Ministry of Advanced Education and Skills Development



REPAYMENT ASSISTANCE PLAN

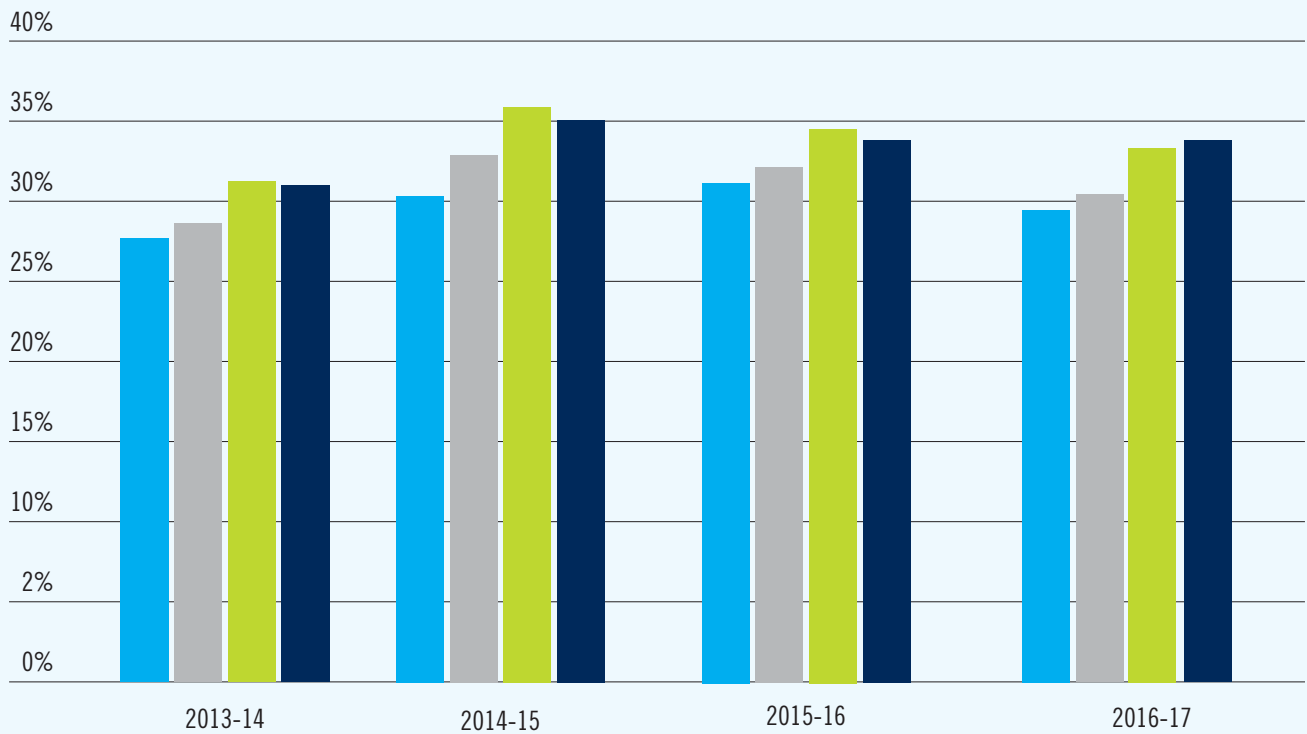
Student borrowers who need help repaying their OSAP loans may apply for assistance through government’s Repayment Assistance Plan (RAP). RAP participants with incomes of less than about \$25,000 (higher for households of more than one) make no payments. According to the Government of Canada, 90% of RAP participants fall into this category. Other borrowers are required to make an ‘affordable payment’ based on their gross family income and family size.

FIGURE 11: REPAYMENT ASSISTANCE PLAN PARTICIPATION RATES SINCE 2013

The chart below shows the extent to which University of Toronto borrowers took advantage of the Repayment Assistance Plan relative to others in the Ontario postsecondary system.

Source: Ministry of Advanced Education and Skills Development

- U of T
- Universities
- Colleges
- System



UTAPS GRANTS

As is explained in the *Student Access Guarantee* section of this report, institutions are permitted to increase tuition on an annual basis provided they offset the difference between certain costs recognized in the OSAP need assessment (i.e., tuition and fees, books/equipment/supplies) and the actual costs incurred by students. The Province of Ontario requires the gap to be funded automatically for students in direct-entry programs. In addition, institutions must fund at least 20% of the gap for students in second-entry programs. Institutions have the discretion to fund gaps related to other costs (e.g., living). At the University of Toronto, the gap is funded automatically for most students through UTAPS.

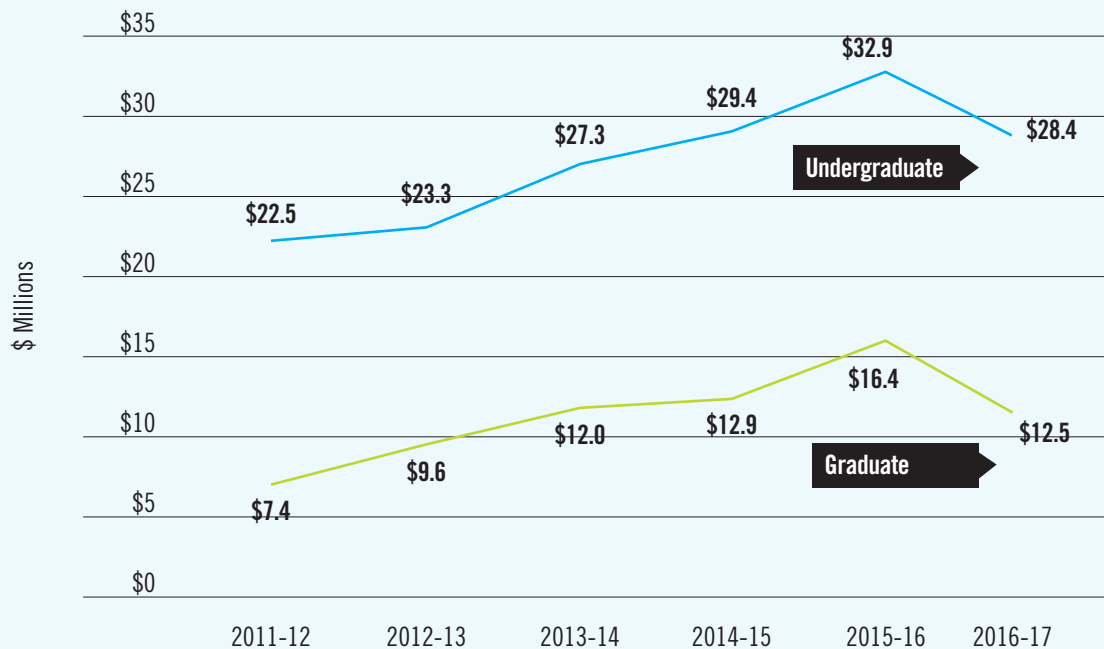
UTAPS expenditures in 2016-17 were \$40.9M. Of this amount, 95% or \$38.7M, was issued to OSAP recipients (i.e., Ontario residents). The remaining 5%, or about \$2.2M, was issued to students from other Canadian provinces and territories. More than 9,600 University of Toronto students received UTAPS grants averaging about \$4,250. Sixty-nine percent of UTAPS funding, \$28.4M, was provided to students in undergraduate

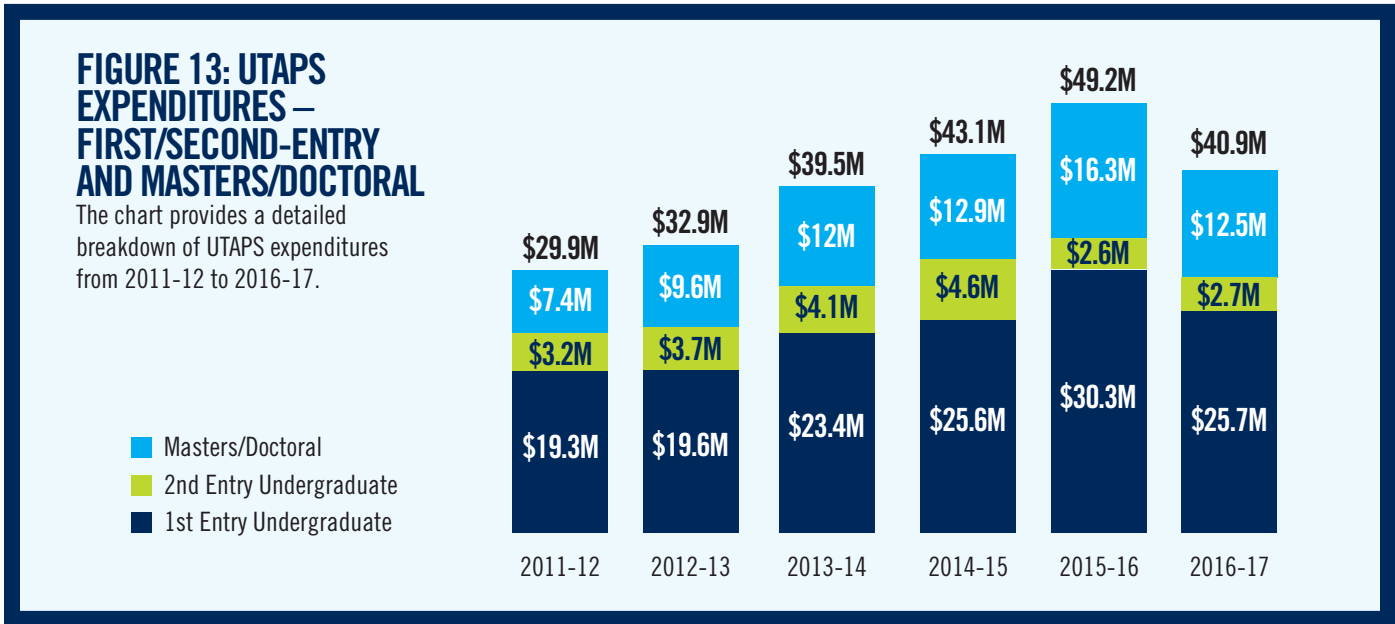
programs. The remaining 31%, or \$12.5M, was issued to graduate students.

As part of the provincial OSAP process, an “unmet-need” is calculated for each student receiving OSAP. Unmet need is used to determine SAG and to assist universities in determining the level of institutional support that will be provided. The calculation of unmet need takes into consideration expenses related to tuition, books and supplies, offset by contributions from student and parental resources. In 2015-16, Ontario changed the way unmet need was calculated in two ways: it required a fixed student contribution of \$3,000, and it did not recognize resources between \$3,000 and \$11,200 in offsetting educational expenses. These changes ultimately resulted in a larger than expected increase in calculated unmet need for many students in 2015-16, leading to correspondingly larger SAG and UTAPS payments that year. In 2016-17, the University adjusted the UTAPS calculations to account for these differences and to more accurately reflect student need. These UTAPS adjustments resulted in a decrease in UTAPS spending in 2016-17, relative to the prior atypical year.

FIGURE 12: UTAPS EXPENDITURES SINCE 2010-11

The chart shows undergraduate and graduate UTAPS expenditures from 2011-12 to 2016-17.





An additional change affecting UTAPS for 2016-17 related to support for professional masters programs. Starting July 1, 2016, the university transitioned students in some professional master’s programs² away from UTAPS to divisionally-based supports.

This change was made so that student financial support in these programs could be more responsive to local needs and priorities. At the same time, the Scotiabank line of credit program has been expanded to include additional professional masters programs. In 2017-18, incoming students in the remaining professional master’s programs will receive needs-based financial aid through divisional programs and will have the option of the Scotiabank line of credit, if needed. Students who started their programs before July 1, 2016 will be considered for UTAPS for the duration of their program in order to allow continuity in their financial planning.

This change to professional masters support resulted in a decrease in UTAPS expenditures to students in these programs. Divisional support for professional masters students is included in Column C of *Figure 2*.

² M Engineering, M Industrial Relations and Human Relations, M Financial Economics, M Applied Computing, M Planning, M Urban Design, M Forest Conservation, Global Professional Master of Laws, M Nursing, M Management Innovation, M Biotechnology, M Management and Professional Accounting, M Sustainability Management, M Biomedical Communication, M Environmental Science, all Dentistry professional master’s programs

BOUNDLESS PROMISE PROGRAM AND UTAPS

The Boundless Promise Program (BPP) was created by the University of Toronto in 2011 to, among other things, significantly increase the amount of student financial aid available at the University of Toronto. Through the program, the interest income of donations of \$25,000 or more is matched by the university in support of undergraduate needs-based awards.

To date, BPP has created 201 awards. When fully realized, the \$16.6M endowment, along with the University of Toronto's matching (UTAPS), will produce approximately \$1.25M annually in support for undergraduate students.

ONTARIO TUITION GRANT

Introduced in January 2012, the Government of Ontario's Ontario Tuition Grant (OTG) helps offset the tuition paid by Ontario postsecondary students. In 2016-17, qualifying students pursuing a university degree could receive a grant of up to \$915 per term, to a maximum of two terms per academic year. The OTG is available to qualifying OSAP and non-OSAP-eligible students whose parents' gross income is \$160,000 or less. For this


reason, most Ontario students entering undergraduate university programs directly from high school are eligible for the grant.

OSAP recipients do not have to apply for the grant; their eligibility is considered automatically through the OSAP application process. Non-OSAP students must complete an OTG application to be considered for funding.

For OSAP recipients, the grant is incorporated into the OSAP need assessment. It displaces OSAP loan funding for students who do not qualify for the maximum amount of OSAP available (e.g., \$365 per week of study for a single student). For students with financial need greater than the maximum amount of OSAP available, the OTG helps offset their unmet need.

In 2016-17, 18,947 OSAP-eligible University of Toronto students and 2,025 students who did not receive OSAP shared about \$39M in OTG. In 2015-16, about \$39M in OTG was issued to University of Toronto students.

The OTG will be eliminated in 2017-18 as part of OSAP restructuring.



STUDENT ACCESS GUARANTEE

On March 28, 2013, the Province of Ontario announced a new Tuition Framework for 2013-14 to 2016-17. The four-year Framework allows for some program variability in tuition fee increases. Overall, Ontario institutions are permitted to increase tuition by up to a maximum average of 3% per year, a reduction from the previous Framework which had a 5% overall cap. The new Framework continues to be accompanied by a Student Access Guarantee (SAG). As mentioned earlier in this report, SAG requires that institutions make up the difference in OSAP funding between what the Province of Ontario recognizes as tuition and compulsory fees, books, equipment and supply costs in the OSAP need assessment and actual costs for students in direct-entry programs. In addition, the Province requires each institution to use non-repayable aid to meet no less than 20% of this difference for students in second-entry programs. The decision to offset differences between recognized and actual costs related to other costs incurred by students (e.g., living costs) is at the discretion of each institution.

The University of Toronto's SAG requirement is met through UTAPS for students in direct-entry programs. The university's commitment of financial support to its students goes above and beyond the requirements of the Government of Ontario. Unlike UTAPS, the SAG requirement does not include living expenses.

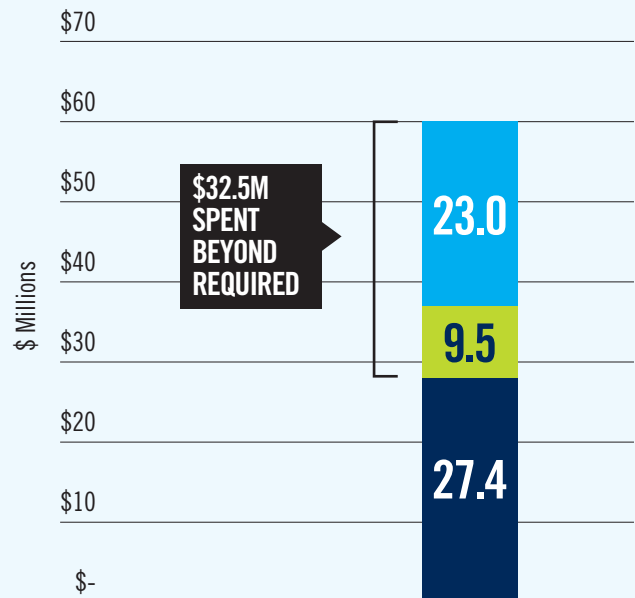
SAG expenditures are down 9% year-over-year. See *UTAPS Grant* section for more details.

FIGURE 14: 2016-17 UNIVERSITY OF TORONTO SAG EXPENDITURES

The chart shows the University of Toronto's 2016-17 SAG expenditures. Expenditures totalled \$59.9M. Of that amount, \$27.4M was required to be paid as per SAG requirements. The remaining \$32.5M includes discretionary expenditures for students in second-entry programs and the difference between actual living costs and living costs recognized in the OSAP need assessment for students in direct and second-entry programs.

Source: Ministry of Advanced Education and Skills Development

- Second entry discretionary expenditures
- Direct discretionary expenditures
- Required (direct and second entry)



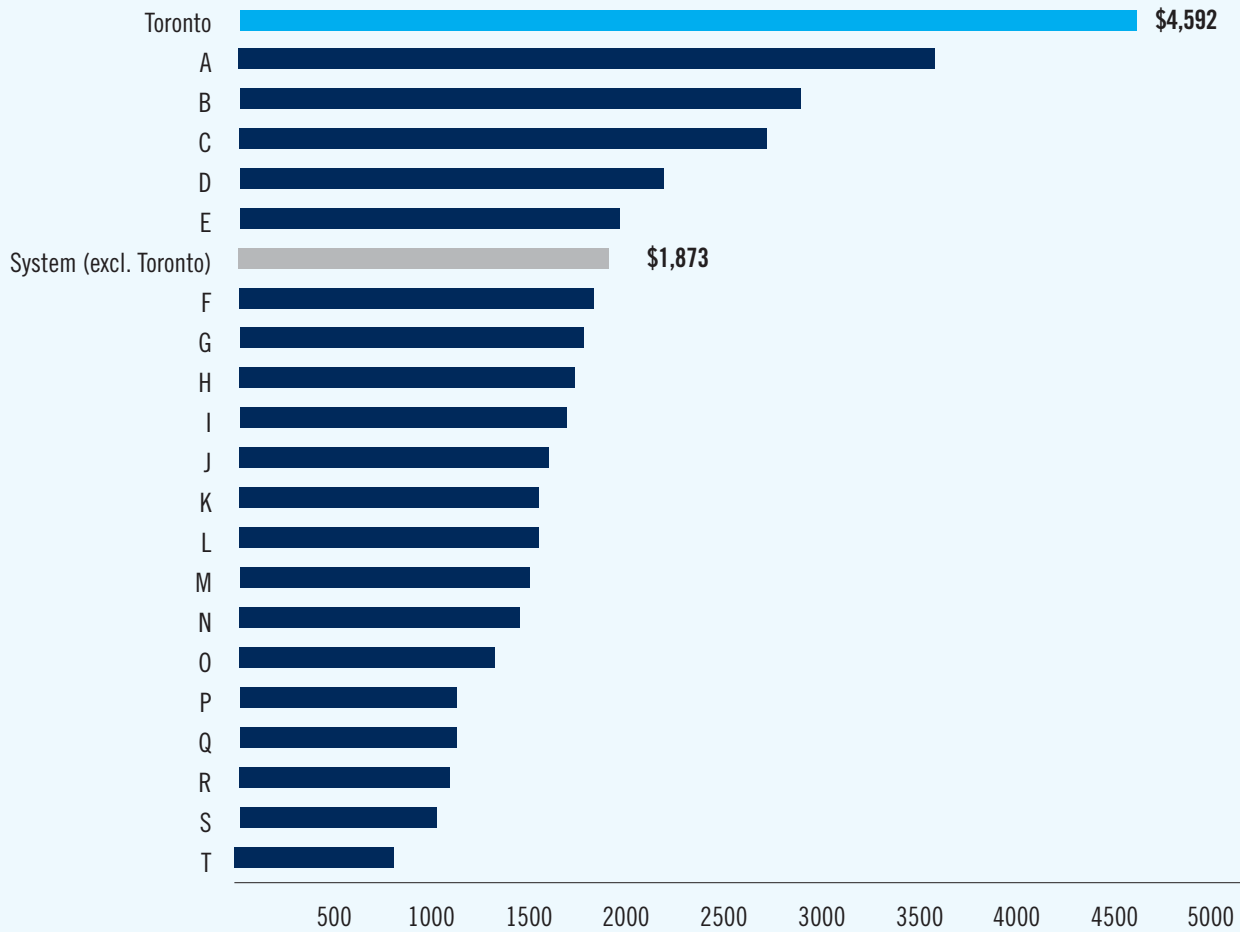
When compared to other Ontario universities, on a per recipient basis the University of Toronto far exceeds SAG expenditures elsewhere, including the university system as a whole.

FIGURE 15: 2016-17 AVERAGE SAG EXPENDITURE PER SAG RECIPIENT

The chart summarizes the average support provided under SAG per recipient at the University of Toronto compared to other Ontario universities as tracked by the Province of Ontario.

Note: Toronto includes the Toronto School of Theology conjoint programs.

Source: Ministry of Advanced Education and Skills Development



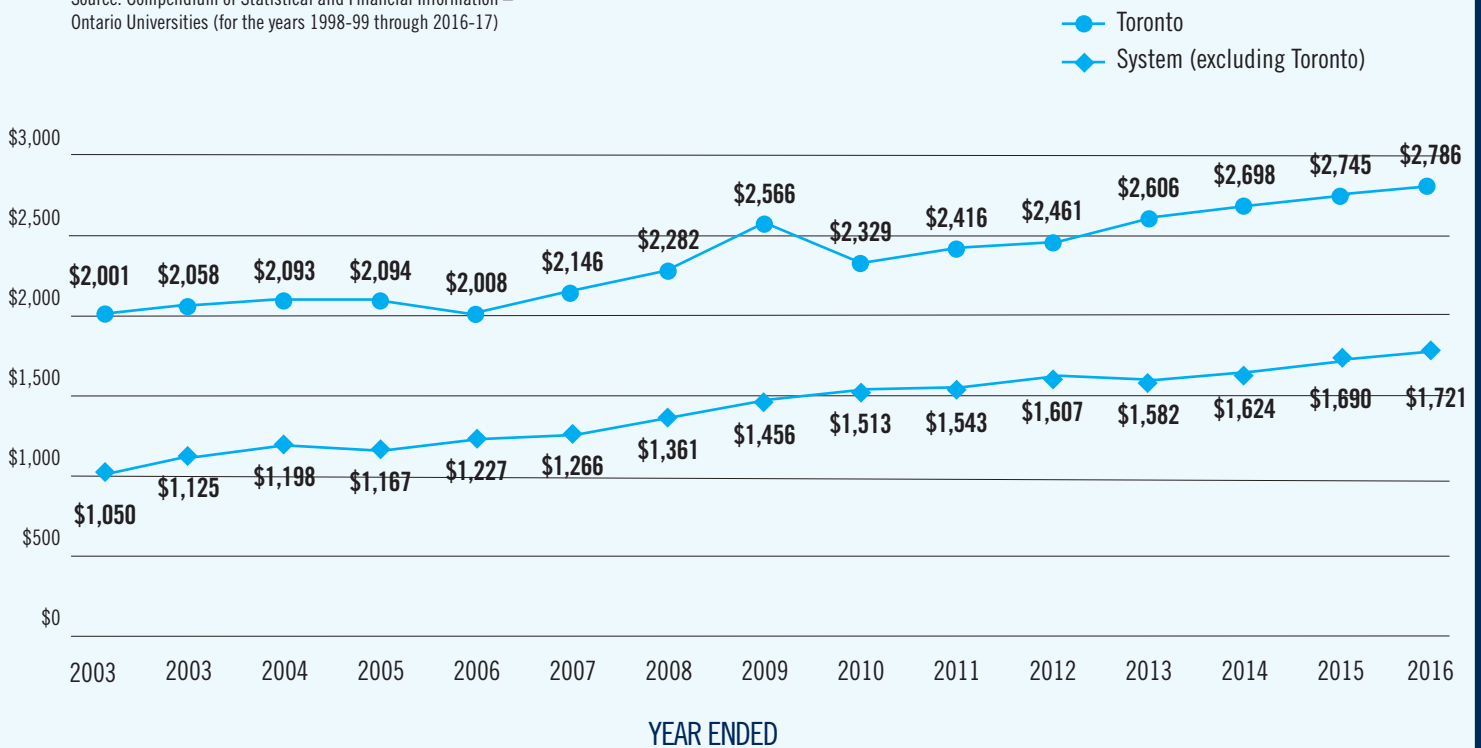
INSTITUTIONAL SCHOLARSHIPS AND BURSARIES

Figure 17 shows Scholarships and Bursaries per Student FTE for the University of Toronto relative to other Ontario universities. The university’s undergraduate and graduate expenditures per student substantially exceed those of the system as a whole; about 62% higher in 2016. While the economic downturn led to some constraints in expenditures on discretionary scholarship and bursary programs, it is important to note that this has not in any way compromised the university’s ability to meet student need based on the OSAP need calculation. After a drop in 2009–10, expenditures per student have since increased 20%.

FIGURE 16: SCHOLARSHIPS AND BURSARIES PER STUDENT FTE

The chart indicates the scholarships and bursaries per student FTE compared to the other Ontario universities.

Source: Compendium of Statistical and Financial Information – Ontario Universities (for the years 1998-99 through 2016-17)



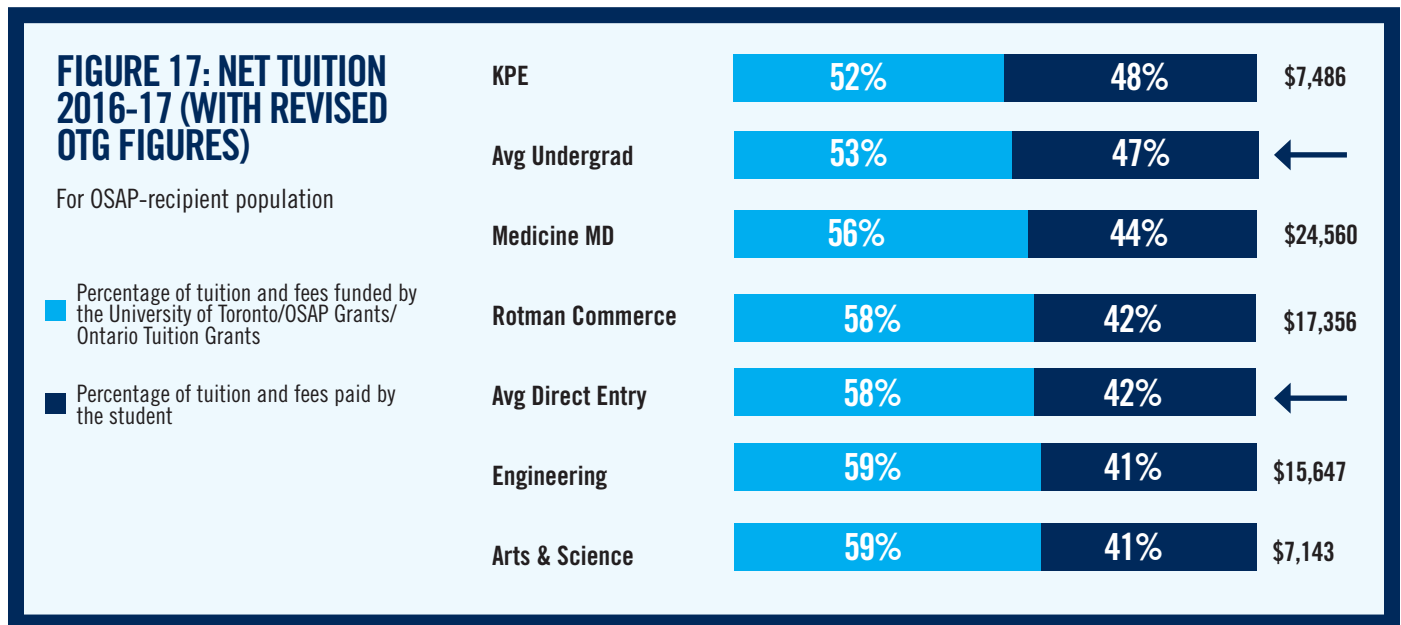
NET TUITION

Net Tuition is the amount that students actually pay after taking into account the non-repayable contribution of both the Province, through OSAP grants, and the university, through its various grants and scholarships. The university has been monitoring this measure for the past several years for the undergraduate cohort. **Net tuition for OSAP recipients is 47% on average.** This amount excludes the Ontario Student Opportunity Grant, and the value of federal and provincial tuition tax credits, which are worth more than \$2,000 per year to the average Canadian university student (Source: 2013 CD Howe Institute: *What You Don't Know Can't Help You. Lessons on Behavioural Economics for Tax-based Student Aid*). Most related tax credits and deductions were eliminated in 2017.

PART-TIME EMPLOYMENT

Student part-time employment can also affect accessibility, though students may work part-time for reasons other than to finance their educations. While students receiving OSAP are not expected to work during their studies, the OSAP application is a key source of University of Toronto data on student employment.

Study-period income reported on an OSAP application is verified against Canada Revenue Agency tax records of OSAP recipients. In 2016-17, of those reporting earnings, a majority reported earnings of less than \$4,000, approximately the upper threshold of working 10 hours per week at a job paying minimum wage.



APPENDIX A: DOCTORAL- STREAM STUDENT SUPPORT BY SGS DIVISION

The University of Toronto Policy on Student Financial Report calls for reporting of doctoral-stream student support, broken out by SGS academic divisions.

FIGURE 18: GRADUATE STUDENT FINANCIAL SUPPORT BY SGS DIVISION (2016-2017)

The chart below shows the breakdown of graduate student support by SGS Division for 2016-17. In total, that was \$284.4M provided, including \$25M to graduate students at affiliated hospitals.

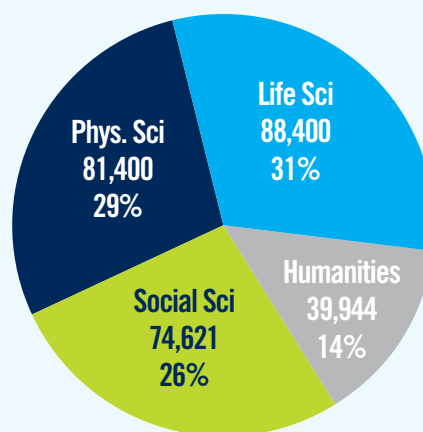


FIGURE 18A: GRADUATE STUDENT FINANCIAL SUPPORT BY SGS DIVISION (\$000s) (2016-17)

	2015-2016				2016-2017			
	Award Income	Employment Income	Research Stipend	All Income	Award Income	Employment Income	Research Stipend	All Income
Humanities	23,186	12,838	1,208	37,232	25,777	12,948	1,219	39,944
Social Sci	47,357	21,437	3,929	72,723	48,641	21,932	4,048	74,621
Phys Sci	32,573	14,825	29,842	77,240	34,762	15,050	31,588	81,400
Life Sci	42,551	9,174	34,058	85,783	43,471	9,775	35,194	88,440
Total	\$145,666	\$58,274	\$69,037	\$272,978	\$152,651	\$59,705	\$72,048	\$284,405

**FIGURE 18B: GRADUATE STUDENT FINANCIAL SUPPORT BY ACADEMIC DIVISION (\$000s)
(INCL. AFFILIATED HOSPITALS)**

	2015-2016				2016-2017			
	Award Income	Employment Income	Research Stipend	All Income	Award Income	Employment Income	Research Stipend	All Income
A&S	56,247	34,824	14,465	105,537	61,536	34,250	15,266	111,052
UTSC	1,677	664	653	2,993	1,634	703	618	2,954
UTM	901	121	8	1,030	687	169	8	865
APSE	17,851	6,664	21,101	45,615	18,344	6,940	22,237	47,520
KPE	1,323	684	259	2,267	1,221	780	228	2,228
DENT	467	295	224	986	530	243	202	975
MED	24,601	1,632	27,200	53,433	26,063	1,790	28,205	56,059
DLSPH	5,213	1,041	1,239	7,494	5,632	1,489	1,481	8,602
PHRM	1,110	440	1,325	2,876	1,121	412	1,368	2,901
NURS	1,740	561	252	2,553	1,152	468	94	1,715
MUS	3,189	1,069	12	4,270	3,412	1,280	31	4,723
OISE	12,876	5,962	1,264	20,102	12,777	6,102	1,247	20,126
LAW	1,233	63	21	1,317	1,390	154	12	1,556
MGT	8,674	992	92	9,758	8,897	1,385	74	10,355
SWK	2,969	348	379	3,695	2,911	253	399	3,563
FOR	939	191	310	1,440	904	233	312	1,449
ARCH	1,844	729	12	2,585	1,809	915	22	2,746
INFO	2,813	1,994	222	5,029	2,631	2,140	247	5,018
Total	\$145,666	\$58,274	\$69,037	\$272,978	\$152,652	\$59,705	\$72,048	\$284,405

FIGURE 19: ARTS & SCIENCE GRADUATE STUDENT SUPPORT BY SGS DIVISION (\$000s)

	2015-2016				2016-2017			
	Award Income	Employment Income	Research Stipend	All Income	Award Income	Employment Income	Research Stipend	All Income
Humanities	19,371	11,624	1,194	32,190	21,798	11,452	1,173	34,376
Social Sci	16,840	11,328	1,859	30,026	18,028	10,992	1,931	30,934
Phys Sci	13,352	7,621	8,171	29,143	15,184	7,565	8,866	31,657
Life Sci	6,685	4,251	3,242	14,178	6,526	4,241	3,296	14,085
Total	\$56,247	\$34,824	\$14,465	\$105,537	\$61,536	\$34,250	\$15,266	\$111,052

STUDENT ASSISTANCE AND DOCTORAL-STREAM STUDENT SUPPORT: UNDERSTANDING THE RELATIONSHIP

There are two broad categories of student financial support described in this report: the amount reported as student assistance in the financial statements and doctoral-stream student support. These amounts are neither additive, nor mutually exclusive. Rather, there is a partial overlap in the way these two figures are reported. As mentioned above, doctoral-stream students receive funding as TAs, GAs and RAs, however, for reporting purposes in the financial statements these funds are reported as salaries and benefits. Figures 20A and 20B below illustrate the relationship between the \$191.8M reported as student assistance and the \$284.4M in total funding received by doctoral-stream students.

Notes:

(1) The University of Toronto is working on a snapshot of total financial support provided to graduate students. Currently, graduate financial support ranges from about \$15,000 to \$28,000, plus tuition and incidental fees per doctoral-stream student.

(2) Internal Employment Income of \$82M in Figure 20A is comprised of Internal Employment Income of \$59.7M and \$23.3M in Research Stipends from Operating. Employment Income of \$59.7M reported in Figure 18B consists of Internal Employment Income of \$58.7M and External Income of \$1M.

FIGURE 20A: GRADUATE STUDENT SUPPORT TOTAL = \$284.4M

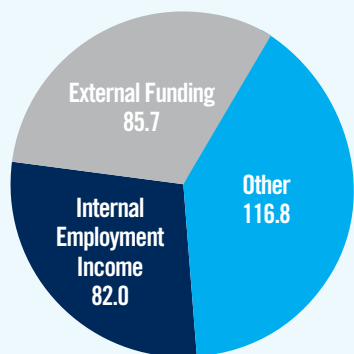
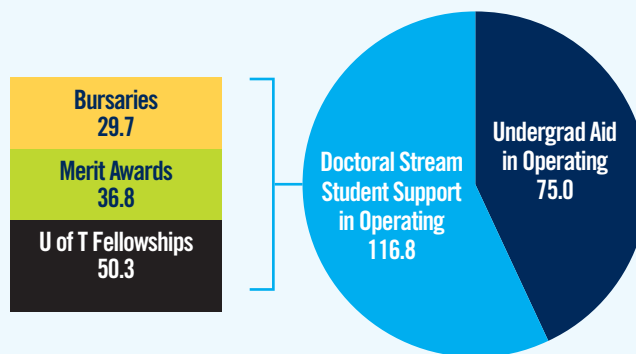


FIGURE 20B: STUDENT AID IN OPERATING TOTAL = \$191.8M



APPENDIX B: GRADUATE STUDENT FUNDING FACTSHEET

The University of Toronto competes for the best graduate students from around the world. Our funding packages and support programs are designed to (a) attract and retain the most qualified candidates to our programs; and (b) help prepare graduate students for successful careers in their fields of choice.

This factsheet outlines graduate student funding at the University of Toronto. For more specific information about Faculty or department's funding arrangements, visit the Understand Your Funding website (<http://www.sgs.utoronto.ca/gradfunding/Pages/default.aspx>).

WHO IS ELIGIBLE FOR FUNDING?

Graduate students in full-time doctoral stream programs are eligible for up to five years of funding. Some departments and graduate units divide funding between a student's Master's and PhD study; others fund up to five years of a student's PhD study.

Programs generally have a **base funding package** per student – the amount of financial support offered. The University also calculates the **average actual income amount** per student, broken down by program.

HOW MUCH IS THE BASE FUNDING PACKAGE?

Individual faculties and departments determine their base funding packages, which vary widely depending on numerous factors, including sources and composition of funding. Base funding packages for 2017-18 are available at the School of Graduate Studies (SGS) site (<http://www.sgs.utoronto.ca/gradfunding/Pages/default.aspx>). Eligible students receive their department's base funding package, which includes the cost of tuition and fees.

Most funded graduate students have a funding package composed of internal and external fellowships, awards, and other sources, as well as employment income from teaching assistant (TA) or research assistant (RA) work.

WHAT IS “AVERAGE ACTUAL INCOME”?

The average actual income of students in a program is typically higher than that program's base funding amount, because graduate students often have additional income from research stipends, internal and external fellowships, RA employment income, and TA-ships. Across the University, average actual income for domestic students in the funded cohort ranges from \$27,686 to \$52,253. Average actual income data is available on the SGS site (<http://www.sgs.utoronto.ca/gradfunding/Pages/default.aspx>).

THE ROLE OF EMPLOYMENT INCOME IN FUNDING

In many disciplines, teaching assistant or research assistant work is considered to be an essential component of graduate students' training and professional development. However, there are limits on the amount of work that can be counted toward a student's base funding package. As of September 2017, these limits are 180 hours of teaching assistant work. In some faculties, limits are also placed on research assistant work; the Faculty of Arts & Science, for instance, specifies 75 hours of hourly RA work per year. Some students choose to take on additional TA or RA work; SGS encourages graduate coordinators to discuss with students the potential impact of this additional work on their progress through their academic programs.

ANNUAL FUNDING LETTERS

SGS advises all departments to provide their students with annual funding letters to inform them of the amount and composition of their funding as well as a disbursement schedule. SGS has funding letter templates available for departments to customize as needed.

RESOLVING ISSUES

There is often some confusion about the roles of different groups in the graduate student experience. Graduate students have several groups that represent their interests.

1. **The University of Toronto Graduate Students' Union** and the School of Graduate Studies have created a Funding Complaint Process (<http://www.sgs.utoronto.ca/currentstudents/Pages/Funding-Complaint-Process.aspx>) so graduate students can bring forward complaints about their individual funding packages. This process was implemented in 2016-17 and covers all graduate students.

2. **CUPE 3902 Unit 1** represents students in their role as Teaching Assistants through a collective agreement with the University. Approximately 58% of research-stream graduate students were TAs in 2016-17.

3. **USW 1998 (Appointed)** represents students in their role as hourly Research Assistants through a collective agreement with the University. Approximately 62% of research-stream graduate students were RAs in 2016-17.

4. The **University Ombudsperson** provides an impartial and confidential service to help any member of the university community who has been unable to resolve concerns about their treatment by University authorities through other channels.

APPENDIX C: SUMMARY

FIND OUT MORE WWW.FUTURE.UTORONTO.CA/FINANCES

ACCESS, STUDENT AID & NET TUITION

THE UNIVERSITY OF TORONTO'S ACCESS & STUDENT AID COMMITMENT

The university provides institutional student aid, in the form of non-repayable grants, to qualified students whose financial need is greater than what the Ontario Student Assistance Program (OSAP) provides.

This commitment exceeds the requirements of the Province of Ontario's Student Access Guarantee (SAG), which defines institutional requirements for meeting student financial needs.

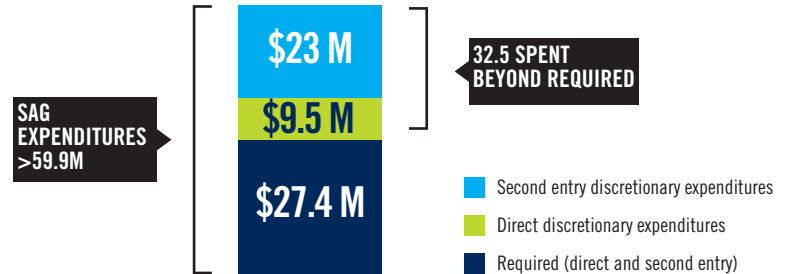
This year marks the twentieth anniversary of our commitment.

Since 1998, the University has adopted a progressive policy on student financial assistance:

"NO STUDENT OFFERED ADMISSION TO A PROGRAM AT THE UNIVERSITY OF TORONTO SHOULD BE UNABLE TO ENTER OR COMPLETE THE PROGRAM DUE TO LACK OF FINANCIAL MEANS."

STUDENT ACCESS GUARANTEE (SAG) EXPENDITURE: 2016-17

The University of Toronto's expenditure on all student support, including needs-based aid, scholarships, and bursaries, has grown from \$7.7 million in 1992-93 to almost \$200 million in 2016-17.




PARENTAL INCOME OF FIRST-YEAR STUDENTS RECEIVING OSAP: 2016-2017

The University of Toronto supports a higher proportion of students from lower income families than any other Ontario university.



AVERAGE SAG EXPENDITURE PER SAG RECIPIENT: 2016-17

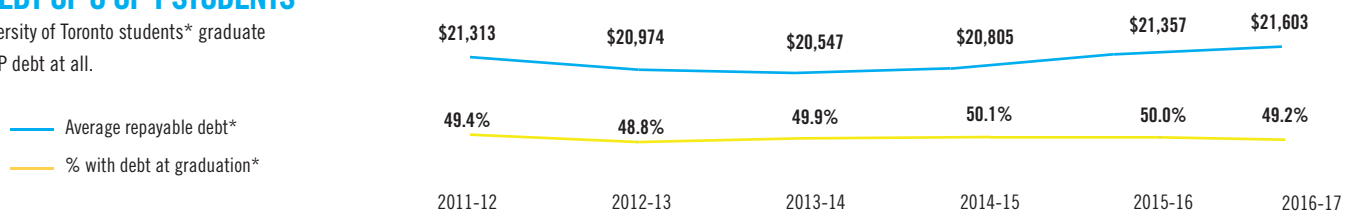


Source: Ministry of Advanced Education and Skills Development

Source: Ministry of Advanced Education and Skills Development

OSAP DEBT OF U OF T STUDENTS

Half of University of Toronto students* graduate with no OSAP debt at all.



* Direct-entry undergraduate programs only

STICKER PRICE VS. NET TUITION

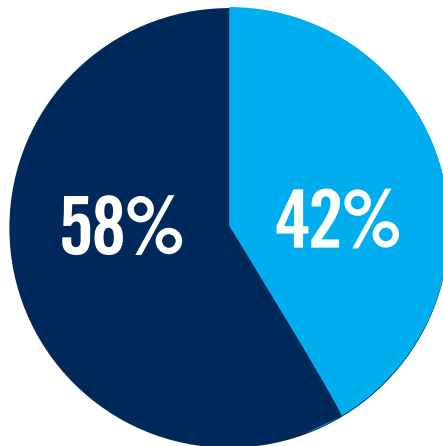
Students today have broader access to generous government and university-funded support, reducing student costs and ensuring that financial need is not a barrier to gaining a university education.

Tuition fees are usually described as the simple sticker price. When student support programs are factored in, the tuition fees that many students actually pay are significantly lower.

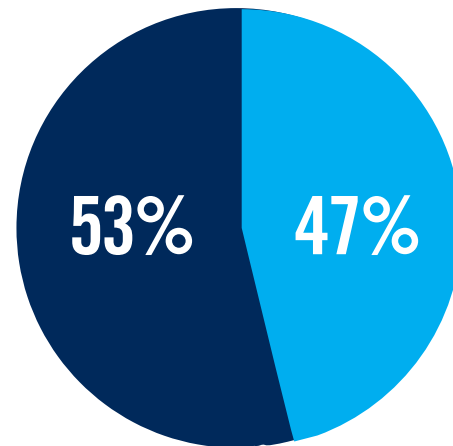
The University of Toronto has analyzed Net Tuition for undergraduate students in 2016-17, factoring in university awards and government grants, including the Ontario Tuition Grant, but excluding loans.

On average, OSAP recipients pay approximately half the sticker price for tuition and fees.

AVERAGE FOR DIRECT ENTRY PROGRAMS



AVERAGE FOR ALL UNDERGRADUATE PROGRAMS



- Percentage of tuition and fees funded by student
- Percentage of tuition and fees funded by the University of Toronto/OSAP Grant/Ontario Tuition Grant

MEETING THEIR NEEDS

The following case studies, based on real people, provide examples of what students paid in 2016-17 under various economic, personal and program circumstances.

** The Ontario Student Opportunity Grant is not reflected in the Net Tuition calculation because it is not paid directly to the student. It is paid on the student's behalf to the National Student Loans Service Centre.*

"Fahim" is in the first year of a Bachelor of Engineering program. He is a single student living away from home during his studies. As OSAP did not fully meet Fahim's needs, the University of Toronto provided him with a \$7,867 UTAPS grant.

Fahim's parents' combined income is \$50,640. He is one of three children in the family and the only one in postsecondary studies.

While he was in school, interest that accrued on Fahim's loan was paid by government. At the end of his 2016-17 study period, Fahim's loan was reduced by \$2,789 through the province's Ontario Student Opportunity Grant (OSOG)* because his loan was more than the \$7,500 OSOG threshold.

\$14,300
TUITION & FEES

\$2,000
AWARDS

\$5,900
OSAP GRANTS

\$10,289
OSAP LOANS

\$7,867
UTAPS GRANT

NET TUITION
\$-1,467

Fahim's tuition and fee expense was effectively reduced to [-\$1,467] after subtracting non-repayable aid.

\$7,855
TUITION & FEES

\$1,208
SCHOLARSHIPS

\$1,900
OSAP GRANTS

\$6,188
OSAP LOANS

NET TUITION
\$4,747

Amita's tuition and fee expense was effectively reduced to \$4,747 or 60% of the published fee after subtracting non-repayable aid.

"Amita" is in the third year of a Bachelor of Kinesiology program. She is a single student who is living away from home during her studies.

Her parents' combined income is \$150,250 and she is one of three children in the family, all of whom are enrolled in postsecondary studies. At this level of parental income, the assessed cost of three children in postsecondary in the family means that Amita still qualified for OSAP (i.e., \$6,188). Amita also was awarded the Addison Hockey Scholarship for \$1,208.

While she was in school, the interest that accrued on Amita's loan was paid by government. At the end of her 2016-17 study period, Amita's OSAP loan was not reduced by the province's Ontario Student Opportunity Grant* because her loan was less than the \$7,500 threshold.